

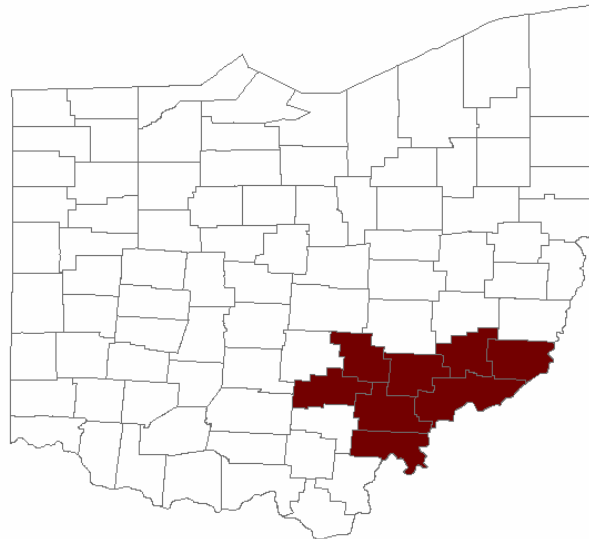


**Buckeye Hills - Hocking Valley**  
*Regional Development District*

**2003**

**C o m p r e h e n s i v e  
E c o n o m i c  
D e v e l o p m e n t  
S t r a t e g y**

**Annual Report**



Serving Athens, Hocking, Meigs, Monroe, Morgan, Noble, Perry and Washington Counties

## **CHAPTER I**

### **ADMINISTRATIVE ORGANIZATION**

The Buckeye Hills-Hocking Valley Regional Development District (BH-HVRDD), created in 1968, is a voluntary organization of the local governmental subdivisions in Athens, Hocking, Meigs, Monroe, Morgan, Noble, Perry and Washington Counties in southeastern Ohio.

The Region is bounded on the south and east across the Ohio River by the state of West Virginia. There are four major highways serving the area: Interstate 77, U.S. Routes 33 and 50 and Ohio Route 7. As it passes through the area, Route 50 follows the Appalachian Highway Corridor D. These highways network the area internally and connect it to the Ohio metropolitan areas of Columbus, Cleveland and Cincinnati.

The purpose of the organization is to coordinate the economic and community development activities of the area, to provide a forum for the discussion and study of common problems of a regional nature, and to develop cooperative policy and action recommendations.

The agency is designated as an Economic Development District by the Economic Development Administration; Local Development District by the Appalachian Regional Commission; Regional Planning and Development Organization by the State of Ohio; Regional Clearinghouse by the Governor and the Office of Budget and Management; Ohio Industrial Training Program facilitator by the Ohio Department of Development; and the Area Agency on Aging for Region Eight by the Ohio Department of Aging.

#### **Staff Structure**

A General Policy Council made up of two-thirds local government officials, and one-third private citizens govern BH-HVRDD in its development efforts. The council's primary objective is to establish an annual budget and work program for the agency. Meeting semi-annually, the council oversees the actions of the Executive Committee. This smaller body acts as an extension of the General Policy Council. The Executive Committee maintains a working understanding of the programs in operation at BH-HVRDD, and makes the decisions that provide guidance to the agency. Although this Committee provides guidance and direction on a more immediate basis, final ruling on all decisions remains with the General Policy Council.

Under the authority of the Executive Committee, the Executive Director of BH-HVRDD serves as the Chief Administrative Officer. The Executive Director oversees the agency's day-to-day operation in all areas. These areas include preparation and execution of budget and work programs, and staffing, as required by the overall mission of the agency.

BH-HVRDD is comprised of two functional areas/departments: The Development Department and The Area Agency on Aging.

### **CEDS Advisory Committee**

Since the early 1970's, BH-HVRDD, in concert with federal, state and local units of government, has pursued the goal of consolidating the myriad of planning requirements facing municipal/county governments and area-wide organizations into a single document. To achieve this aim, BH-HVRDD opted in 1970 to prepare an *Overall Economic Development Program* (OEDP) which was previously referred to as *Areawide Action Program* (AAP). The name and focus was changed in 1998 to the *Comprehensive Economic Development Strategy* (CEDS). The CEDS represented a continuing process of coordinated planning, development and implementation. This process was based upon local participation and a partnership with various federal and state agencies.

The CEDS Advisory Committee performs a key role in the CEDS review process. The committee examines local priorities and formalizes a recommendation of critically needed programs and projects (ranked in order of priority) included in the CEDS project package.

It is this valuable input which continues to make the CEDS an essential tool in making locally related economic development decisions.

### **CEDS Planning Process**

The planning process begins with establishing a vision statement followed by specific goals and strategies.

The mission of the CEDS report is to identify long-term issues confronting local communities and to outline strategies that can be pursued by these communities. The report also encourages the implementation of short-range programs and projects.

The CEDS planning process begins with a vision statement, which serves as the basis from which to formulate programs that create jobs, raise income levels, diversify the economy and improve the quality of life.

The following section describes the basic elements of the CEDS planning process.

1. Organize the CEDS Committee.
2. Analyze area's demographic and economic trends.
3. Identify and evaluate existing resources.
4. Identify strengths and weaknesses (internal to the area); opportunities and threats (external to the area).
5. Adopt a strategic vision for the region that informs a community-based planning process.
6. Identify priority issues and set broad goals for five-year initiative.

7. Develop program strategies that assist in achieving each goal.
8. Identify activities, programs, and projects that would begin in the following two years.
9. Evaluate the progress to reach the past year's goals.
10. Review and update the plan annually.

## **CHAPTER II**

### **PAST YEAR'S ACTIVITIES**

The planning and development activities undertaken by BH-HVRDD are directed by the Annual Work Program. These work programs contribute to implementing the program strategies of the Comprehensive Economic Development Strategy.

During Fiscal Year '03, the staff at Buckeye Hills-Hocking Valley Regional Development District administered the following programs:

- I. Update the Comprehensive Economic Development Strategy (CEDS) to include changes in the area's economy, as well as discuss the status of major regional issues;
- II. Provide local communities and businesses demographic and economic data;
- III. Census Data Update;
- IV. Provided technical assistance to public entities;
- V. Water and Sewer;
- VI. Facilities Construction;
- VII. CDBG Formula Allocation Program;
- VIII. State Capital Improvement Program/Local Transportation Improvement Program;
- IX. Brownfield Revitalization;
- X. Conservation Activities;
- XI. Business Assistance Programs;
- XII. Geographical Information Systems/Data Center Services;
- XIII. Planning;
- XIV. Community Facility Survey;
- XV. Marketing

## **I. CEDS Update**

The CEDS helps state and federal officials make effective area investment decisions. The planning process includes meeting with the CEDS Advisory Committee and analyzing changes in the area's economy.

Annual updates to the CEDS will include current information on the demographic and economic trends, regional issues and development strategies, and project listing.

The basic work elements of FY'03 CEDS Update were as follows

- The staff conducted a CEDS project survey in March 2003.
- The staff compiled and analyzed recent demographic and economic changes that might affect the CEDS.
- The staff is preparing this report as of May 2003.

The final CEDS report will be presented to the Economic Development Administration no later than September 30, 2003.

## **II. Data Center Services**

The Data Center provides public and private entities with demographic and economic data. This data is used for preparing grant applications or media reporting.

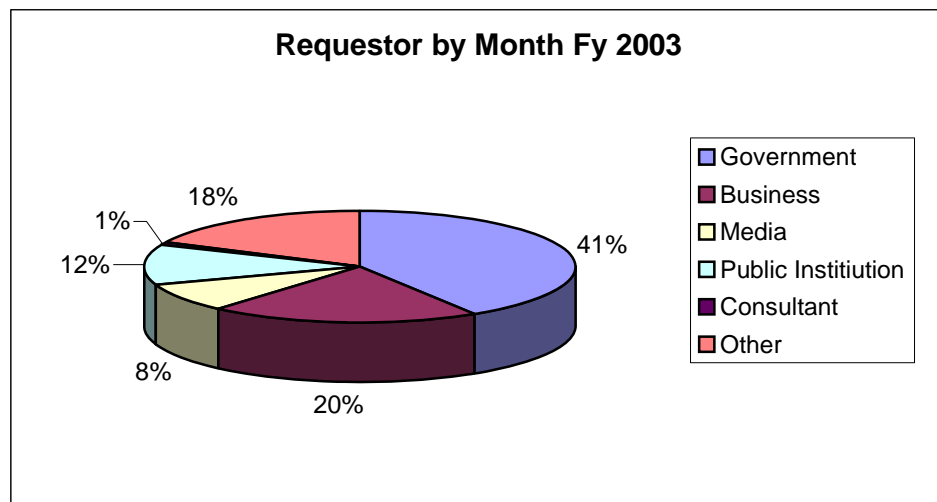
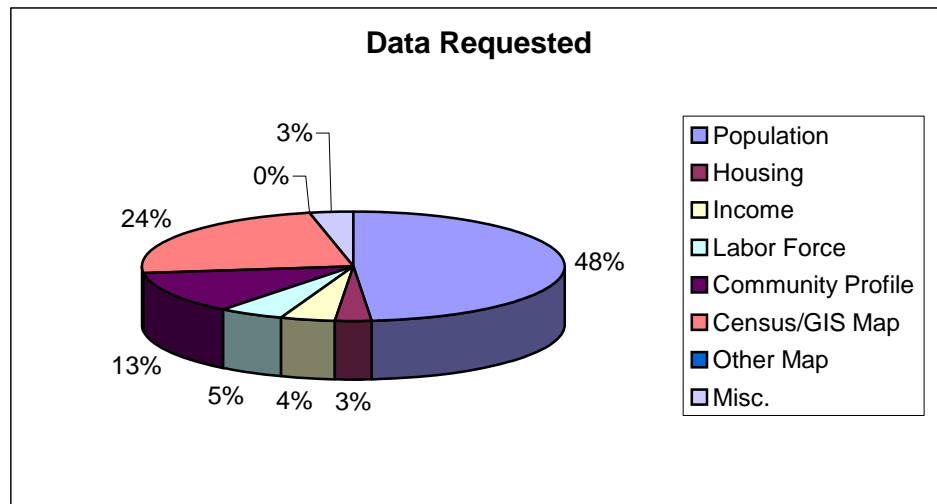
The center receives the most current data from the state data center in book and compact disk form. The software on the compact disk allows for queries and quick retrieval of data. The data center uses this vast information system to help keep the people in the region informed by:

- The dissemination of demographic and economic data including: population, housing characteristics, labor force, and other economic characteristics.
- The production of census maps for specific community and business applications.
- The preparation of reports depicting area wide community characteristics.

The Data Center is also an affiliate of the Business and Industry Data Center (BIDC), which is a service provided by regional planning and development agencies in Ohio.

Table 2.1 is a summary of data requests for FY'03.

**Table 2.1 Data Requests**  
Ranked by Number of Requests



The Data Center received 162 requests during the year. Services requests came from private developers, students, private consulting firms, the media, financial institutions, public service agencies and units of local government. The government sector requested the most data, while consultants requested the least. Overall, the most requested type of data is population.

### III. CENSUS 2000

The staff of Buckeye Hills-Hocking Valley Regional Development District continues to acquire new census data and ensures that programs are updated that are affected by the census data and that communities are apprised of new information to include in their planning documents and applications for funding.

## **IV. TECHNICAL ASSISTANCE**

During the grant period, Development Staff provided technical assistance in the form of grant writing and administration of funds for several public entities and their projects. Some of those projects included: Village of McConnelsville/Downtown Revitalization; Hocking County CIC/Industrial Park Project; Monroe County Commissioners/Multi-Tenant Building; Village of Chesterhill/Waterline Extension; Monroe County/Slay Transportation Waterline Extension; and the Switzerland of Ohio Water Project.

Staff collected pre-applications for the Appalachian Regional Commission FFY'2002 and FFY'2003 Project Packages and submitted those packages to our Executive Committee for their approval. Staff worked with the applicants selected to receive FFY'2002 ARC funding to prepare full applications, and those applications were submitted to the Governor's Office of Appalachia for their review. Staff is currently awaiting the meeting between the LDD's and the GOA to determine the state-wide package for submission to ARC.

Staff provided services to the District 18 Ohio Public Works Integrating Committee and collected, rated and ranked projects which were submitted for funding under Round 16 of the Ohio Public Works Commission State Capital Improvements and Local Transportation Improvements Programs. Staff also collected, rated and ranked applications for the District 18 Small Government Committee. Round 16 projects were submitted to OPWC for processing and grant agreements arrived to the communities receiving the funding around July 1, 2002.

Staff held training sessions for the District 18 Ohio Public Works Integrating Committee for Round 17 of the State Capital Improvements and Local Transportation Improvements Programs. Staff are currently awaiting applications for Round 17 funding, which are due September 20, 2002.

The staff provided assistance to District 18 Clean Ohio- Revitalization program, which provides funding to local governments, port authorities, conservancy districts, non-profit organizations, and for-profit entities to enable them to acquire and clean up a brownfield area, demolish existing buildings, upgrade infrastructure and redevelop the property. The staff coordinated the activities of the various District 18 communities, which included, but was not limited to: setting up meetings, distributing meeting notices, publishing newspaper announcements and collecting applications. However, District 18 received no applications for the first round.

Staff also provided services to the District 18 Ohio Public Works Commission Natural Resources Assistance Council (NRAC) by collecting, rating and ranking projects submitted for funding under Round 1 of the Clean Ohio Conservation Fund Program. Round 1 projects have been submitted to the OPWC for processing and grant agreements were received by successful applicants around July 1, 2002.



Staff provided administrative services to the Washington County Commissioners and the Morgan County Commissioners for their CDBG Formula Allocation Program. Applications were received, public hearings held and a grant application was submitted to the Office of Housing & Community Partnerships for their review. A grant agreement has been received and the process of bidding the projects continues.

## **V. DOWNTOWN REVITALIZATION**

### **McConnelsville Downtown Project**

Community Development Staff assisted the Village of McConnelsville in applying for FY'99 CDBG Downtown Revitalization Program Funding. Funding has been received, and the project was completed in June of 2002.

**Results:** Rehabilitation of streetscape, storefronts and infrastructure over a 2-block area of the downtown's central business district.

## **VI. INDUSTRIAL SITES**

### **Hocking County CIC Industrial Park Project**

Development staff continued to assist the Hocking County CIC in administering EDA funds for completion of an industrial site in Hocking County. This project includes site development and extension of public infrastructure to a new Industrial Park located 1.5 miles from the Logan Corporation limit.

**Result:** Buckeye Hills assisted the grantee by assuring that the project complied with funding requirements, checking for compliance with all applicable state and federal regulations, participating in the bidding process for contracts and attended pre-construction conferences and engineer/contractor status report conferences. The staff consulted with the engineer and city auditor (the fiscal agent) and will consult with the independent auditor at the time of the final audit, and replied to the funding agency inquiries to the status of all activities undertaken by the Hocking County CIC. Presently the project is 99% complete.

## **VII. WATER AND SEWER**

### **1. City of Logan Dewatering Project**

Development Staff assisted the City of Logan in applying for Economic Development Administration funds for the Sludge Dewatering Project.

**Result:** EDA has sent the project back as not fundable under their guidelines.

**2. Switzerland of Ohio Water District Veteran's Water Storage Tank Project**

Staff assisted the Monroe County Commissioners and the Switzerland of Ohio Water District in applying for CDBG Water and Sewer funds for the construction of a Water Storage Tank.

**Result:** The project is complete. The ODOD has monitored the project.

**3. Chesterhill Water Project**

Staff assisted the Village of Chesterhill in applying for CDBG Water and Sewer Funds for the construction of a water storage tank to serve the Village of Chesterhill.

**Result:** Construction on the project has commenced and is in the most final stages, with only minor work left to be done.

**4. Noble Water Project**

Staff assisted the Noble Water Authority in securing additional funding from the State of Ohio for the extension of water lines to residents in Noble County.

**Result:** The project is complete.

**5. Slay Transportation Project**

Staff assisted the Monroe County Commissioners and the Monroe County Office of Economic Development in applying for and administering CDBG Water and Sewer funds for the extension of a water line to service the expansion of Slay Transportation into Monroe County.

**Result:** Funding was secured and Staff administered the project. Construction of the project is complete. The project is expected to create 105 jobs within 3 years. To date the project has created 52 jobs, and has been monitored by the ODOD. Staff has requested current job creation figures from the company.

## **VIII. FACILITIES CONSTRUCTION**

### **Monroe County Multi-Tenant Facility**

Staff assisted the Monroe County Commissioners, Monroe County CIC, and the Monroe County Office of Economic Development in applying for EDA and State of Ohio Appalachia funding for a Multi-Tenant Facility in Woodsfield, Ohio.

**Result:** EDA and State of Ohio Appalachia funding was received and the Multi-Tenant building is currently under construction, with construction scheduled for completion within 12 months.

## **IX. CDBG FORMULA ALLOCATION PROGRAM**

The Development Department administered the fiscal year 2000 Community Development Block Grant Formula Allocation program for Washington and Morgan County. Each county can select up to six projects and each acquired city can select as many as three projects. These projects total more than \$424,803. The County Commissioners review the pre-applications and prioritize the project for funding and an emphasis is given to those projects that will further strengthen rural infrastructure. Each project identifies a need within the community and meets the national objectives of servicing those individuals with low to moderate income.

The Morgan County Commissioners funded the following projects: purchase of fire equipment for the Village of McConnelsville and Village of Chesterhill; the Villages of Stockport and Chesterhill made upgrades on existing water and sewer infrastructure; and the Village of McConnelsville performed a feasibility study which will enable them to improve the sewer system. Buckeye Hills staff assisted the Commissioners with procurement and contract management for each of the funded projects.

The Washington County Commissioners funded the following projects: Fearing, Belpre, Salem, and Grandview Townships were able to purchase fire protection equipment; Decatur Township was able to complete work on their community building; Salem Township rehabilitated a building in the community; Grandview Township was able to complete a walking track; and Belpre Senior Center purchased a freezer so they could expand their ability to provide meals to its constituents and access expanded fund raising opportunities.

The staff have also submitted CDBG Formula applications on behalf of the Morgan and Washington County Commissioners for FY' 2002.

## **X. State Capital Improvement/Local Transportation Improvement Program**

The Development staff is the liaison for the Ohio Public Works Commission 18<sup>th</sup> District. The District includes Athens, Belmont, Hocking, Meigs, Monroe, Morgan, Muskingum, Noble, Perry, and Washington counties. The SCIP/LTIP program provides funding to counties, townships, villages, and water and sewer districts to enable them to repair or replace roads, bridges, culverts, water supply, wastewater, solid waste and storm water systems. The staff provided technical assistance and training to potential applicants to assist them in the completion of the SCIP/LTIP applications. The staff coordinated the activities of the various District 18 communities, which included, but was not limited to: setting up meetings, distributing meeting notices, publishing newspaper announcements, collecting applications, rating and ranking applications, and forwarding applications to the Ohio Public Works

Commission for funding or consideration for funding under the various SCIP/LTIP programs.

**Result:** Improve public infrastructure throughout the ten-county district.

## **XI. BROWNFIELDS REVITALIZATION**

### **Clean Ohio Revitalization Fund**

The Development Staff is the Liaison for the Ohio Public Works Commission District 18, which includes Athens, Belmont, Hocking, Meigs, Monroe, Morgan, Muskingum, Noble, Perry and Washington Counties. The Clean Ohio Revitalization program is part of the Clean Ohio Fund and provides funds to local governments, port authorities, conservancy districts, non-profit organizations, and for-profit entities to enable them to acquire and clean up brownfields, demolish existing buildings, upgrade infrastructure and redevelop the property. The staff coordinated the activities of the various District 18 communities, which included, but was not limited to: setting up meetings, distributing meeting notices, publishing newspaper announcements and collecting applications. However, District 18 received no applications for the first round.

**Result:** Improve the quality of life by cleaning up brownfields, demolishing existing buildings, upgrading infrastructure and redeveloping property.

## **XII. CONSERVATION ACTIVITIES**

### **Clean Ohio Conservation Fund**

The Development Staff is the Liaison for the Ohio Public Works Commission District 18, which includes Athens, Belmont, Hocking, Meigs, Monroe, Morgan, Muskingum, Noble, Perry, and Washington counties in Southeast Ohio. The Clean Ohio Conservation fund is part of the Clean Ohio Fund and provides funds for acquiring green and open space, increasing and preserving habitat, and the preservation of riparian areas of the state. The staff provided technical assistance to the District 18 Natural Resources Assistance Council (NRAC) in establishing by-laws and methodology for scoring projects. The staff also set-up meetings, distributed meeting notices, published newspaper announcements, and coordinated the various activities of the NRAC.

**Result:** Improve the quality of life by creating natural areas to improve wildlife habitat, water quality, and passive recreational opportunities.

## **XIII. BUSINESS ASSISTANCE PROGRAMS**

### **1. Revolving Loan Fund**

Utilizing the agency's ARC, EDA, FMHA and ARC-Distressed County RLF's the staff provided the technical and financial assistance needed by the region's

businesses. The staff also coordinated with other State and local funding programs to provide technical assistance to the businesses of the district to assist them in finding the best combination of loan funds for their endeavors. This will lead to stronger businesses and a stronger local economy.

**Result:** The staff continued to provide technical and financial assistance to small business and industry in the region utilizing the ARC, EDA, FmHA and ARC Distressed County revolving loan funds.

The staff met with a total of thirty businesses. Seven businesses submitted applications and were approved for financing from the revolving loan fund programs. These loans totaled \$ 426,333.07. These loans were for businesses in the cities of Athens, Marietta, and Perry, Monroe and Washington Counties. These loans will result in the creation/retention of 46.5 jobs. Some of the businesses were assisted by the staff in creating finance packages that most suited their needs utilizing the best state or federal program. These projects were then referred to micro-loan programs or the Rural Development Administration due to the size of the project. Some were able to be assisted with the Trickle Up Program at Buckeye Hills due to lack of equity or collateral.

The staff participated in an Ohio Department of Development financing workshop, and participated as a speaker at two (2) Small Business Development Center financing workshops in Athens and Marietta, Ohio.

## 2. **Trickle Up Grant Program**

Buckeye Hills staff received funding through the Trickle Up Program to grant ten \$700 grants to individuals who are very poor, and are disadvantaged but wish to help themselves out of the depths of poverty. These small grants could be used by an individual to purchase equipment, inventory, or assist them in making their product competitive on the open market. The small grants would be used for various aspects of micro business operations.

The coordinator at Buckeye Hills works with the business in creating a business strategy and plan, and a business report and submits that to the Trickle Up Program on behalf of the business. This will teach valuable lessons in business management to each entrepreneur. Buckeye Hills will target individuals in the region who wish to start a business and meet the poverty guidelines set by the Trickle Up Program.

**Result:** The staff met with five (5) businesses and assisted them in creating business plans and compilation of grant applications to Trickle Up. All five businesses received their grants. The staff is currently working with another applicant for submission of a sixth grant for a child care business.

## 3. **Exporting**

Recognizing that local companies must possess viable domestic markets prior to expanding globally, the staff assisted companies in the region by

expanding their domestic markets while also seeking markets overseas for their products.

**Results:** Appalachian International Marketing Conference: Organized and conducted the Appalachian International Marketing Conference, May 22, 2001 at Marietta College McDonough Center for Leadership and Business. The conference included individual meetings with businesses and the international country directors from the market regions of their choice.

**Outcome:** participating business representatives – 15

Ohio Export Launch training and technical assistance program: Two (2) businesses from Region 11 enrolled in the Ohio Export Launch Program, which was designed for companies new to the export market, or companies wanting to expand their overseas sales. The project consultant, Michael T. Helm, provided the technical assistance to the participants.

**Outcome:** Export Launch participants from Region 11: - Thermo-Forma Scientific and EZ-Grout (Note: EZ-Grout hired an outside consultant for international sales.) Thermo-Forma Scientific secured two new distributorships (Brazil and Australia)

Export Technical Assistance: Export Technical Assistance was provided to eleven (11) businesses in Athens, Hocking, Meigs, Monroe, Morgan, Noble, Perry, and Washington Counties of Ohio. Assistance included forty-one (41) on-site visits for export consulting, market research, country profiles, industry analysis, and facilitating contacts with the Ohio Department of Development, and U.S. Department of Commerce Trade Specialist as needed.

**Outcome:** 403.15 hours of direct consulting to region 11 businesses.

Assessments conducted on businesses to determine export readiness: seven market research reports were prepared; ten county profiles or best prospect research reports provided; and ten trade leads were provided.

#### **XIV. GEOGRAPHICAL INFORMATION SYSTEMS**

The staff at Buckeye Hills operates a geographical information system using ArcView by ESRI. This geographical information system allows for combination of tabular and geographically oriented data into one system.

**Result:** The staff is able to produce specialized maps used to meet the needs of local interests and to aid in the decision making process by local leaders.

#### **XV. COMPREHENSIVE PLANNING**

To increase the effective use of planning, the staff worked with counties and communities in the region to develop comprehensive plans.

**1. Meigs County**

The staff attended meetings with local leaders in Meigs County in an effort to create a master plan.

**Result:** Local leaders did not pursue the planning efforts

**2. Washington County**

The staff attended meetings with local leaders and a citizen action group in Washington County in an effort to create a land-use plan. The County Commissioners have assembled a Steering Committee to work with and advise consultants in formulating a Comprehensive Land Use Plan for the county.

**Result:** A new land use plan for Washington County is being created.

**XVI. Data Books**

The staff created "Data Books" for each of the eight counties, which contain information regarding demographics, community facilities, industrial sites and available buildings.

**Result:** Professional documents that serve to answer the questions of companies considering relocation to the area were created.

**XVII. BUILDING SURVEYS**

**1. Available Building Survey**

In order to catalogue the available buildings in the region for potential re-use by industry, the staff will work with chambers of commerce, realtors, and economic development professionals to create a catalogue of available buildings in the region. This database will be searchable in various formats and will eventually be added to the Virtual Building website. The staff contacted chambers of commerce, realtors, and economic development professionals in the fall of 2000. No new buildings were discovered in the search.

**Result:** Properties that were determined to be available in this survey were catalogued and placed in a database that can be accessed at [www.seovirtual.com](http://www.seovirtual.com). This website is maintained by county development officials so they are able to administer the properties in their respective counties.

**2. Community Facility Survey**

The Development staff, in conjunction with the Area Agency on Aging at Buckeye Hills, continue to work on the Community Facility Survey, which is a document that will show what facilities exist in the region.

**Result:** This project is ongoing. Information from the previous survey has been updated with the latest in demographic information available, and additional local information is still being added.

### **XVIII. Marketing**

Buckeye Hills continued to market the region by utilizing [www.seovirtual.com](http://www.seovirtual.com) to promote the areas available. (Industrial sites and vacant buildings.) Each county in the District has a password to access the site and can update their county information at any time. They utilize this service to update their available vacant buildings and land. Buckeye Hills also created a marketing piece, with the help of Access America, which is being used as promotional material to give to businesses wishing to locate in the region. General information about Buckeye Hills-Hocking Valley Regional Development District can also be found at [www.buckeyehills.org](http://www.buckeyehills.org).



**CHAPTER III**  
**REGIONAL DEMOGRAPHICS**

**CONSTITUENCY**

**Population Profile**

Geographic Area	Population Change, 1980-2000				
	Census			Percentage Change	
	1980	1990	2000	1980-1990	1990-2000
OHIO	10,797,604	10,847,115	11,353,140	0.5	3.8
Region	242,575	242,907	255,000	0.1	5.0
Athens	56,399	59,549	62,223	5.6	4.5
Hocking	24,304	25,533	28,241	5.1	10.6
Meigs	23,641	22,987	23,072	-2.8	0.4
Monroe	17,382	15,497	15,180	-10.8	-2.0
Morgan	14,241	14,194	14,897	-0.3	5.0
Nobel	11,310	11,336	14,058	0.2	24.0
Perry	31,032	31,557	34,078	1.7	8.0
Washington	64,266	62,254	63,251	-3.1	1.6

Source: U.S. Census 2000

COUNTY	1990	1995	2000	2005	2010	2015	% Change
Ohio	10,847,115	11,112,810	11,288,760	11,518,970	11,738,930	12,060,620	10.1%
BHHVRDD	242,907	248,830	249,720	254,330	256,430	260,820	6.9%
Athens	59,549	60,400	60,900	61,800	62,600	63,400	6.1%
Hocking	25,533	27,630	28,960	30,580	32,150	33,910	24.7%
Meigs	22,987	23,700	23,700	24,800	25,300	26,500	13.3%
Monroe	15,497	15,300	14,700	14,300	13,700	13,100	-18.3%
Morgan	14,194	14,200	14,400	14,700	15,200	15,900	10.7%
Noble	11,336	11,880	12,360	13,380	14,170	15,400	26.4%
Perry	31,557	33,320	34,000	35,070	35,610	36,510	13.6%
Washington	62,254	62,400	60,700	59,700	57,700	56,100	-11.0%

Source: Ohio Department of Development, Office of Strategic Research "Ohio County Indicators: Population Series"

By the year 2015, the Buckeye Hills - Hocking Valley Region is projected to increase in population by 6.9%. The greatest gain of population is expected to be in Hocking and Noble Counties. Conversely Monroe County is projected to lose population by 18.3%.

Area	Percent		Percent		Percent		Percent	
	0--14 of Total		15--24 of Total		25-64 of Total		65 + of Total	
Ohio	2,338,225	20.9%	1,545,688	13.8%	5,807,936	51.9%	1,494,482	13.4%
BHHVRDD	51,326	20.2%	43,297	17.0%	124,928	49.2%	34,480	13.6%
Athens	10,323	16.8%	18,353	30.0%	26,210	42.8%	6,390	10.4%
Hocking	6,020	20.9%	3,710	12.9%	15,087	52.5%	3,938	13.7%
Meigs	5,041	21.0%	3,064	12.8%	12,162	50.7%	3,727	15.5%
Monroe	3,034	19.8%	1,888	12.3%	7,914	51.6%	2,495	16.3%
Morgan	3,347	22.9%	1,770	12.1%	7,208	49.3%	2,290	15.7%
Noble	2,856	23.2%	1,459	11.9%	6,052	49.2%	1,937	15.7%
Perry	7,872	23.1%	4,578	13.4%	17,049	49.9%	4,645	13.6%
Washington	12,833	20.2%	8,475	13.3%	33,246	52.3%	9,058	14.2%

Source: Ohio Department of Development, Office of Strategic Research "1999 Ohio County Indicators"

	White		Indian, Asian and				Hispanics	
	Total	Non-	Black	Eskimo and Aleut	Pacific Islander	Total	Non-White	
		Hisp.						Hispanic
Ohio	87.3%	85.9%	1.4%	11.4%	0.2%	1.1%	1.5%	0.2%
BHHVRDD	97.3%	96.9%	0.5%	1.6%	0.2%	0.9%	0.5%	0.0%
Athens	93.8%	93.0%	0.8%	3.1%	0.3%	2.9%	0.9%	0.1%
Hocking	98.6%	98.2%	0.4%	1.0%	0.2%	0.1%	0.4%	0.0%
Meigs	98.9%	98.6%	0.3%	0.8%	0.2%	0.1%	0.3%	0.0%
Monroe	99.6%	99.4%	0.2%	0.2%	0.2%	0.1%	0.2%	0.0%
Morgan	95.0%	94.7%	0.3%	4.5%	0.5%	0.1%	0.3%	0.0%
Noble	99.7%	99.4%	0.2%	0.1%	0.1%	0.1%	0.2%	0.0%
Perry	99.6%	99.2%	0.3%	0.2%	0.1%	0.1%	0.3%	0.0%
Washington	97.9%	97.5%	0.4%	1.5%	0.2%	0.4%	0.4%	0.0%

Source: Ohio Department of Development, Office of Strategic Research "1999 Ohio County Indicators"

## PERFORMANCE MEASURES

### People

2002 Vital Statistics										
	Total Births (1999)	Rate (1,000)	Teen Birth (1999)	Rate (1,000)	Deaths (1999)	Rate (1,000)	Marriages (1998)	Rate (1,000)	Divorces (1998)	Rate (1,000)
Ohio	151,596	14	18,911	24.7	108,034	9.6	84,928	7.8	46,596	4.3
Region	2,920	12.4	456	25.3	2,469	9.9	2,062	8.8	1,199	4.8
Athens	587	9.9	92	16	470	7.6	421	7.1	265	4.5
Hocking	354	13.9	67	36.7	269	9.2	202	7.9	163	6.4
Meigs	266	11.6	52	29.7	256	10.7	193	8.4	129	5.6
Monroe	174	11.2	20	17.4	198	12.8	201	13	51	3.3
Morgan	176	12.4	23	20.8	164	11.3	107	7.5	58	4.1
Noble	142	12.5	25	28.6	104	7	97	8.6	43	3.8
Perry	489	15.5	77	31.3	336	9.8	260	8.2	173	5.5
Washington	732	11.8	100	21.7	672	10.7	581	9.3	317	5.1

Source: Ohio Department of Development, Office of Strategic Research, "Ohio County Profiles" Jan 2002.

The total birth rate of the region, 12.4, is slightly below that of the state, 14. The teen birth rate is slightly higher than the state's 24.7% rate. The region is slightly ahead of the state in deaths, marriages and divorces. Perry County has the highest birth rate in the region. Hocking County has the highest teen birth rate in the region, while Athens has the lowest teen birth rate in the region. Monroe County at 12.0 has the highest death rate, and at 13 the highest marriage rate. Hocking County has the highest divorce rate

Table 3.6 - IRS Net Migration Flows: 1986--1997												
Area	Year to Year Changes											Net 86--97
	86--87	87--88	88--89	89--90	90--91	91--92	92--93	93--94	94--95	95--96	96--97	
BHHVRDD	-707	-916	-234	-347	370	950	1,462	765	1,038	915	71	3,367
Athens	-330	-242	-102	-207	196	-76	212	-129	6	65	-44	-651
Hocking	228	22	119	157	175	361	352	245	363	240	122	2,384
Meigs	31	-93	122	47	90	131	257	250	314	77	20	1,246
Monroe	-248	-117	-129	-31	-104	-55	-128	-52	24	7	-1	-834
Morgan	-33	-24	-38	-45	-23	91	62	81	95	-19	-29	118
Noble	-22	-88	41	-41	188	23	101	23	141	122	155	643
Perry	13	-63	33	9	12	244	282	196	134	441	103	1,404
Washington	-346	-311	-280	-236	-164	231	324	151	-39	-18	-255	-943

Source: Ohio Department of Development, Office of Strategic Research, "1999 Ohio County Profiles" .

Table 3.6 shows the in - out migration of each county for the years of 1986 to 1997. Between these years, Hocking County had a net increase of 2,384 persons due to migration. This trend in Hocking County is due the number of persons commuting into Columbus. Meigs and Perry

Counties also had sizable increases in population over this timeframe. Meigs County increased by 1,246 persons while Perry County increased by 1,404. Washington County had the greatest net loss of population during this time period of 943 persons. Monroe County had the second greatest loss at 834 persons.

### Employment

Area	Inside County	Outside County	Percentage Working Outside
OHIO	3,719,156	1,124,049	23.2
BH-HVR	63,989	29,757	31.7
Athens	19,342	3,448	15.1
Hocking	5,793	4,338	42.8
Meigs	4,138	3,380	45.4
Monroe	3,541	1,777	33.4
Morgan	3,059	1,879	38.1
Noble	2,308	1,910	45.3
Perry	6,130	5,880	48.1
Washington	19,678	7,145	26.6

source: Council for Economic Opportunities in Greater Cleveland, Ohio Poverty Indicators 1995

As a region, more persons work outside their county of residence than do persons statewide..

### Income

Area	1995	1996	1997	1998	1999	2000
United States	\$23,255	\$24,270	\$25,412	\$26,893	\$27,843	\$29,469
Ohio	\$22,790	\$23,496	\$24,772	\$25,921	\$26,753	\$27,977
Region	\$15,449	\$16,032	\$16,843	\$17,403	\$17,800	\$18,684
Athens	\$14,958	\$15,853	\$17,298	\$17,806	\$17,838	\$18,660
Hocking	\$16,695	\$17,310	\$18,428	\$18,922	\$19,588	\$20,799
Meigs	\$14,002	\$14,629	\$15,555	\$16,407	\$16,758	\$17,575
Monroe	\$15,514	\$15,880	\$16,691	\$17,448	\$17,889	\$18,904
Morgan	\$15,572	\$16,106	\$17,071	\$17,612	\$17,713	\$18,320
Noble	\$13,673	\$14,601	\$13,699	\$13,916	\$14,513	\$15,308
Perry	\$14,515	\$14,546	\$15,353	\$15,855	\$16,242	\$17,096
Washington	\$18,662	\$19,328	\$20,651	\$21,255	\$21,861	\$22,810

Source: Bureau of Economic Analysis, <http://www.bea.doc.gov/bea/regional/reis/>.

Personal Per Capita Income is calculated by the Bureau of Economic Analysis on an annual basis. The BEA per capita income figures includes the value of food stamps, Medicaid and Medicare payments, among other things.

Area	Years			Percentage Change		
	1980	1990	1995	1980-1990	1990-1995	1980-1995
OHIO	11.1	13.6	14.9	18.4	10.9	27.3
Region	13.7	19.3	21.0	29.1	11.5	37.3
Athens	21.6	28.7	32.5	28.6	13.5	38.2
Hocking	12.4	15.7	14.5	23.9	1.2	24.8
Meigs	17.1	27.0	25.8	34.2	0.2	34.3
Monroe	13.5	21.5	26.2	29.2	17.4	41.5
Morgan	14.8	21.2	21.9	29.7	5.7	33.7
Noble	13.0	16.4	18.4	20.7	16.6	33.8
Perry	12.5	19.1	21.0	35.2	14.7	44.7
Washington	9.8	13.7	15.8	26.2	15.43	37.5

source: Council for Economic Opportunities in Greater Cleveland, Ohio Poverty Indicators 1995

The poverty rate of nearly every county within the region has been growing at a rate higher than the state's.

Area	0-17	18-64	65+
OHIO	17.8	10.7	10.7
Region	25.2	19.0	16.4
Athens	29.3	30.8	14.5
Hocking	20.8	13.5	15.4
Meigs	35.0	23.3	20.3
Monroe	28.8	18.1	22.3
Morgan	31.3	17.7	14.9
Noble	22.7	12.7	18.3
Perry	25.4	16.0	18.8
Washington	18.0	11.9	13.5

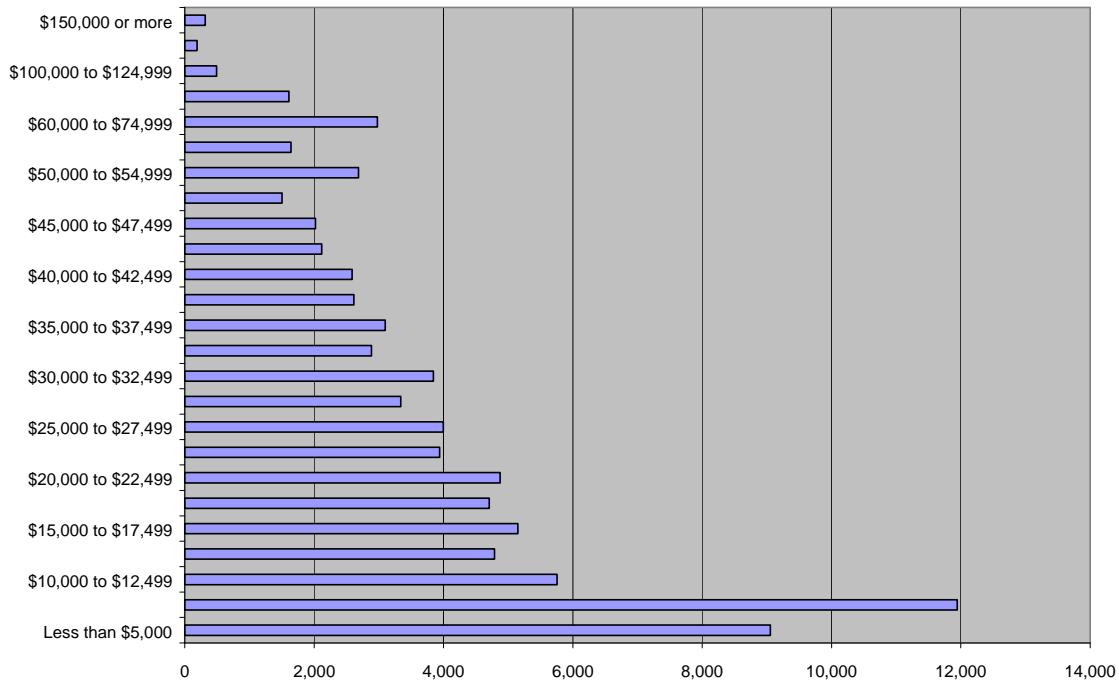
source: Council for Economic Opportunities in Greater Cleveland, Ohio Poverty Indicators 1995

Less than \$5,000	9,054
\$5,000 to \$9,999	11,943
\$10,000 to \$12,499	5,757
\$12,500 to \$14,999	4,788
\$15,000 to \$17,499	5,151
\$17,500 to \$19,999	4,705
\$20,000 to \$22,499	4,874
\$22,500 to \$24,999	3,941
\$25,000 to \$27,499	3,996
\$27,500 to \$29,999	3,340
\$30,000 to \$32,499	3,844
\$32,500 to \$34,999	2,885
\$35,000 to \$37,499	3,100
\$37,500 to \$39,999	2,615
\$40,000 to \$42,499	2,586
\$42,500 to \$44,999	2,116
\$45,000 to \$47,499	2,021
\$47,500 to \$49,999	1,503
\$50,000 to \$54,999	2,687
\$55,000 to \$59,999	1,641
\$60,000 to \$74,999	2,976
\$75,000 to \$99,999	1,609
\$100,000 to \$124,999	492
\$125,000 to \$149,999	192
\$150,000 or more	317

Source: Department of Commerce, Bureau of the Census "1990 Census of Population and Housing", November 1992.

The graph below shows the income distribution curve for the region. The majority of households in the region earned between \$5,000 and \$9,999 in 1989. This income level is below the poverty level..

Regional Distribution of Income



Quality of Life`

	Total Housing Units	Occupied Housing Units	Occupancy Rate
Region	98,271	88,113	89.7
Athens	21,737	20,139	92.6
Hocking	10,481	9,351	89.2
Meigs	9,795	8,662	88.4
Monroe	6,567	5,754	87.6
Morgan	6,681	5,170	77.4
Noble	4,998	4,137	82.8
Perry	12,260	11,264	91.9
Washington	25,752	23,636	91.8

Source: Department of Commerce, Bureau of the Census "1990 Census of Population and Housing", November 1992.

The above table shows the total housing units in the area, as well as the total occupied housing units. The total occupied housing units includes both rental and owner occupied units.



	Number of renter occupied units	Median rent	Rent as Percentage				
			Less than 20%	20-24%	25-29%	30-34%	More than 35%
Region	21,318	293	5,683	2,328	1,762	1,267	8,083
Athens	7,338	355	1,434	653	519	371	3,737
Hocking	1,968	311	577	271	160	152	666
Meigs	1,571	264	330	122	126	109	626
Monroe	877	274	233	60	108	25	284
Morgan	991	262	283	106	75	38	363
Noble	692	290	213	87	72	30	181
Perry	2,223	290	667	293	238	120	670
Washington	5,658	300	1,946	736	464	422	1,556

Source: Department of Commerce, Bureau of the Census "1990 Census of Population and Housing" November 1992.

The average rent for the region was \$293 dollars per month. Athens had the highest median rent at \$355, and Morgan the lowest at \$262. T

## ECONOMIC STRUCTURE

### Jobs

Area	1992	1993	1994	1995	1996	1997	Changes: 92-97	
							Number	Percent
Ohio	5,906,639	6,010,126	6,196,905	6,369,847	6,474,648	6,596,769	690,130	11.7%
BHHVRDD	98,079	99,487	102,093	104,532	105,746	107,388	9,309	8.7%
Athens	24,793	25,279	25,902	26,400	26,880	27,211	2,418	9.8%
Hocking	8,789	8,955	9,205	9,577	10,018	10,158	1,369	15.6%
Meigs	7,252	7,201	7,362	7,553	7,620	7,744	492	6.8%
Monroe	7,210	7,347	7,563	7,550	7,429	7,519	309	4.3%
Morgan	6,262	6,084	5,800	5,824	5,685	5,833	-429	-6.9%
Noble	3,995	4,110	4,293	4,248	4,502	4,915	920	23.0%
Perry	9,439	9,683	10,083	10,602	10,723	10,701	1,262	13.4%
Washington	30,339	30,828	31,885	32,778	32,889	33,307	2,968	9.8%

Source: Ohio Department of Development, Office of Strategic Research, "1999 Ohio County Business & Industry Series" Indicators:

Table 3.15 shows the changes in full and part time employment between 1992 and 1997. While the state of Ohio has increased full and part time employment by 11.7%, the region as a whole has only increased by 8.7%.

Change in Employment 1992-1997

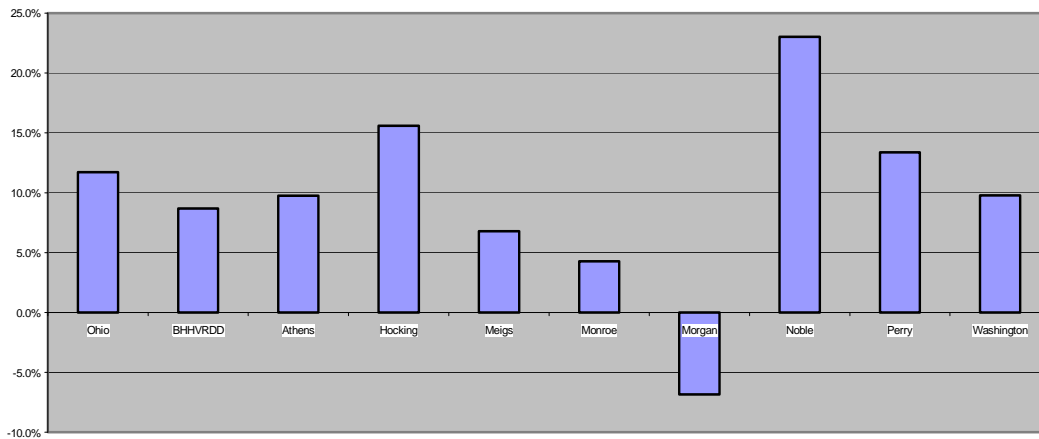


Table 3.16 - 1997 Business Expansions and Attractions

County	Company	City	Product	Jobs	Investment	Square Feet
Athens	Hocking College Mt Ldge	Nelsonville	Hotel		\$4,500,000	
Hocking	Metal Power Specialists	Logan	Powdered Metal Parts		\$1,075,000	30,000
Noble	International Converter	Caldwell	Laminated Foil	11	\$2,500,000	25,000
Perry	Buckeye Ice Inc.	New Lexington	Ice	5	\$1,000,000	13,500
Perry	Ferro Corp	Crooksville	Refractories	36	\$1,500,000	25,600
Perry	ITT Automotive	Pike Twp	Auto Parts	6	\$4,552,000	
Perry	Myco Corp	Junction City	Plastics			48,500
Washington	Brooks Beverage Mgmt.	Belpre	Soft Drinks	75	\$2,000,000	42,000
Washington	Degussa Corp	Dunham Twp	Carbon Black	12	\$17,500,000	
Washington	Dimex Corp	Marietta	Plastics	9	\$1,475,000	12,000
Washington	Eveready	Marietta	Chemicals		\$4,000,000	
Washington	Flexmag Industries	Marietta	Magnets	25	\$5,500,000	45,000
Washington	Marietta Industrial Ent.	Marietta	General Warehousing	10	\$3,000,000	12,000
Washington	Wal-Bon of Ohio	Dunham Twp	Baked Goods	48	\$2,400,000	36,000
Washington	Wetz Investments	Belpre	Spec Building		\$2,000,000	42,000

Source: Ohio Department of Development, Office of Strategic Research "Ohio Site Selection List 1997, 1998 & 1999", March 1999.

In 1997 the greatest amount of private investment occurred in Washington and Perry Counties. In the case of Washington County, transportation access, both to the interstate highway system and to the Ohio River may have played a part in businesses choosing to locate here. In Perry County, close access to the interstate highway system and the water system from Buckeye Lake may have played a part in businesses locating here. Of the business listed above, only three are new: the Hocking College Motor Lodge, Brooks Beverage Management, and Wetz Investments. All of the other businesses were expansions of existing businesses.

<b>County</b>	<b>Company</b>	<b>City</b>	<b>Product</b>	<b>Jobs</b>	<b>Investment</b>	<b>Square Feet</b>
Athens	Super 8 Motel	Athens	Hotel		\$1,000,000	26,000
Athens	TS Trim	Athens	Auto Stampings	15	\$6,000,000	53,000
Hocking	Rocky Shoes & Boots	Green Twp	Footwear	45	\$6,400,000	190,000
Washington	Amoco	Warren Twp	Plastic resins	4	\$5,200,000	
Washington	Broughton Foods Co	Marietta	Dairy products	130	\$16,100,000	70,000
Washington	Degussa Corp	Belpre Twp	Carbon Black	7	\$7,000,000	
Washington	Lee Middletown Doll	Belpre	Collectibles	95	\$2,800,000	56,000
Washington	Settlers Bank	Marietta	Bank		\$1,200,000	12,000
Washington	Wetz Investments	Belpre	Speculative distbtn			30,000
Washington	Wetz Investments	Belpre	Speculative distbtn			54,000

Source: Ohio Department of Development, Office of Strategic Research "Ohio Site Selection List 1997, 1998 & 1999", March 1999.

In 1998 the largest amount of private investment occurred in Washington and Athens Counties. In Washington County, transportation access to the interstate highway system and to the Ohio River may have played a part in these businesses locating here. In Athens County, the presence of Ohio University is an attraction.

<b>County</b>	<b>Company</b>	<b>City</b>	<b>Product</b>	<b>Jobs</b>	<b>Investment</b>	<b>Square Feet</b>
Athens	DEPS	Nelsonville	Data Entry	100		
Athens	Holiday Inn	Athens	Hotel		\$10,000,000	
Athens	Sunpower Inc.	Athens	Cryocooler	31	\$1,300,000	
Hocking	Norse Dairy Systems	Logan	Sandwich Wafers	66	\$5,800,000	40,000
Noble	Greif Brothers	Olive Twp	Steel Drums	25	\$6,000,000	30,000
Washington	Alliance Industries	Marietta	Sewage Treatment	40	\$2,000,000	45,000
Washington	Eclipse Blind Systems	Warren Twp	Vertical Blind	31	\$1,200,000	
Washington	Hampton Inn	Marietta	Hotel		\$2,000,000	

Source: Ohio Department of Development, Office of Strategic Research "Ohio Site Selection List 1997, 1998 & 1999", March 1999.

In 1999 the largest amount of private investment occurred once again in Washington and Athens Counties.

In the original report published by the Office of Strategic Research, the State of Ohio was divided into twelve regions. When compared with the other regions, the Buckeye Hills region was second to last in private investment in the state. The region that has even less private investment than the Buckeye Hills region was another Appalachian area of the state. In fact, the three regions that comprise the Appalachian portion of Ohio ranked lowest for attracting private investment.

County	Company	City	Product	Jobs	Investment	Square Feet
Washington	PSEG Global	Waterford Twp.	Electricity	n/a	\$300,000,000	n/a
Washington	Duke Energy	Beverly	Electricity	n/a	\$200,000,000	n/a

Area	1998	1999	2000
Ohio	1049	1,075	1,090
BHHVRDD	10	7	10
Athens	2	2	0
Hocking	1	1	0
Meigs	0	0	1
Monroe	0	0	3
Morgan	0	0	2
Noble	0	1	0
Perry	0	0	1
Washington	7	3	3

Source: Ohio Department of Development, Office of Strategic Research, <http://www.odod.state.oh.us/osr/indicate/ind-busi.pdf>

The site selection totals show that this region of Ohio has a disproportionately small number of new businesses locating here. The percentage the region makes up in business location is statistically insignificant. Over the three years listed above, the region has less than 1% of the total for the state.

Area	1995	1996	1997	1998	1999	2000	2001	Avg.
Ohio	\$4,475,318	\$4,583,274	\$4,604,207	\$4,367,913	\$4,507,562	\$4,867,174	\$5,123,873	\$4,647,046
BHHVRDD	\$23,069	\$20,323	\$14,119	\$16,320	\$2,388	\$1,819	\$4,074	\$2,501
Athens	\$5,558	\$4,875	\$3,927	\$4,981	\$6,839	\$5,666	\$19,829	\$7,382
Hocking	\$939	\$944	\$898	\$806	\$944	\$782	\$909	\$889
Meigs	\$1,445	\$1,365	\$1,160	\$1,791	\$1,063	\$818	\$1,321	\$1,281
Monroe	\$724	\$720	\$1,334	\$1,048	\$3,193	\$906	\$959	\$1,269
Morgan	\$2,887	\$992	\$849	\$1,477	\$1,193	\$530	\$1,167	\$1,299
Noble	\$6,434	\$4,958	\$992	\$553	\$982	\$513	\$519	\$2,136
Perry	\$1,658	\$829	\$1,249	\$1,336	\$1,230	\$1,326	\$1,185	\$1,259
Washington	\$3,423	\$5,641	\$3,710	\$4,327	\$3,663	\$4,008	\$6,701	\$4,496

Source: Ohio Department of Development, Office of Strategic Research, "Ohio County Profiles" Jan 2002.

The data in this table are aggregations of all transfer payments (in thousand of dollars) for 1995 through 2001.

Athens and Washington Counties have been consistently receiving the greatest amount of government awards in the region. This is to be expected, these two counties have larger

populations than the other counties of the region. Noble County has consistently received the least amount of transfer payments over the period.

Table 3.21 - Region							
Civilian Labor Force							
	1995	1996	1997	1998	1999	2000	Ohio 2000
Civilian Labor Force	109,400	111,200	111,400	110,500	110,300	110,300	5,783,000
Employment	101,100	102,600	103,600	103,300	102,200	102,700	5,546,000
Unemployment	8,300	8,500	7,700	7,400	8,100	7,400	237,000
Unemployment Rate	8.2	8.3	7.4	7.2	8.7	8.2	4.1

Source: Ohio Department of Development, Office of Strategic Research, "Ohio County Profiles" Jan 2002.

Table 3.21 shows the labor force of the region. The unemployment rate for the region is much higher than for the state. The unemployment rate has been varying over the past 5 years; it reached a low in 1998 at 7.2% and a high in 1999 at 8.7%. At the same time, the total civilian labor force has leveled off in the past two years.

Table 3.22 - Regional						
Employment by Industrial Sector						
	1995	1996	1997	1998	1999	2000
All Industries	70,812	71,812	73,492	73,690	72,983	72,772
Agriculture	na	na	na	na	na	529
Mining	na	na	na	na	na	922
Construction	3,595	3,436	3,864	3,936	3,908	3,811
Manufacturing	14,147	14,189	14,536	14,614	14,152	13,861
Transportation & Utilities	2,885	2,612	2,612	2,533	2,257	2,249
Wholesale & Retail	16,225	16,533	16,573	16,473	16,648	16,783
Finance, Insurance, Real Estate	2,265	2,286	2,353	2,325	2,330	2,377
Service	12,961	13,160	13,434	13,521	13,341	13,902
Government	16,508	16,772	17,184	17,364	17,501	17,142

Source: Ohio Department of Development, Office of Strategic Research, "Ohio County Profiles" Jan 2002

Every sector of employment, with the exception of manufacturing and transportation /utilities, has shown growth over the five year time period. The largest growth was seen in the industries of wholesale & retail trade.

Table 3.23 - Region						
Average Weekly Earnings By Industrial Sector						
	1995	1996	1997	1998	1999	2000
All Industries	\$440.70	\$462.75	\$482.68	\$497.15	\$500.90	\$505.89
Agriculture*	na	na	na	na	na	na
Mining*	na	na	na	na	na	na
Construction	\$496.63	\$508.00	\$486.88	\$517.00	\$532.14	\$532.38
Manufacturing	\$545.90	\$577.28	\$592.76	\$605.09	\$618.24	\$630.34
Transportation & Utilities	\$548.85	\$554.71	\$572.34	\$601.26	\$639.86	\$632.06
Wholesale & Retail	\$253.10	\$256.30	\$263.60	\$276.22	\$278.51	\$281.68
Finance, Insurance, Real Estate	\$371.96	\$386.14	\$363.36	\$421.13	\$434.26	\$453.11
Service	\$287.39	\$292.50	\$311.15	\$325.59	\$331.84	\$342.88
Government	\$419.35	\$441.20	\$472.36	\$482.35	\$490.18	\$510.90

Source: Ohio Department of Development, Office of Strategic Research, "Ohio County Profiles" Jan 2002

Table 3.23 shows the average weekly wages for industries of employment. This table shows that the industries that have experienced the largest increases over the five-year period are transportation and utilities. The service sector pays the least.

Table 3.24 - Region						
Components of Business Change						
	1995	1996	1997	1998	1999	2000
Business Starts	594	595	539	517	559	561
Business Terminations	530	452	631	535	na*	550
Net Change	64	143	-92	-18	na*	11
Total Active Businesses	4,891	4,995	4,836	4,624	4,727	4,843

Source: Ohio Department of Development, Office of Strategic Research, "Ohio County Profiles" Jan 2002

Between 1995 and 2000 there was a decrease in the number of business starts year to year. The number of business terminations remained fairly constant. As a result, the region saw a total number of active businesses fall from 4,891 in 1995 to 4,843 in 2000.

## Athens County Economics:

Table 3.25 -Athens County							
Civilian Labor Force							
	1995	1996	1997	1998	1999	2000	Ohio 2000
Civilian Labor Force	25,500	26,200	26,600	26,500	26,700	27,300	5,783,000
Employment	24,100	24,700	25,200	25,300	25,400	26,000	5,546,000
Unemployment	1,400	1,500	1,400	1,300	1,300	1,300	237,000
Unemployment Rate	5.5	5.8	5.1	4.8	4.9	4.7	4.1

Source: Ohio Department of Development, Office of Strategic Research, "Ohio County Profiles" Jan 2002

Table 3.25 examines the civilian labor force for Athens County. The number of unemployed in Athens County remained fairly constant between 1995 and 2000, around 1,400. However, the unemployment rate dropped from 5.5 to 4.7. During this same period of time, the civilian labor force increased by nearly 2,000 workers.

Table 3.26 - Athens County						
Employment by Industrial Sector						
	1995	1996	1997	1998	1999	2000
All Industries	17,498	17,928	18,313	18,455	18,432	18,423
Agriculture	56	62	67	78	96	128
Mining	14	16	14	13	27	24
Construction	474	471	572	598	571	607
Manufacturing	826	919	972	985	971	1,160
Transportation & Utilities	601	607	594	522	369	358
Wholesale & Retail	4,647	4,685	4,745	4,720	4,763	4,734
Finance, Insurance, Real Estate	622	609	641	634	645	669
Service	3,373	3,544	3,637	3,627	3,667	3,908
Government	7,065	7,016	7,072	7,279	7,325	6,835

Source: Ohio Department of Development, Office of Strategic Research, "Ohio County Profiles" Jan 2002

The employment picture of Athens County is dominated by the trade, service and government industries. The large government presence is to be expected with a large public university in the county. Manufacturing also makes up a large portion of the employment sector. Over the five-year period, manufacturing has been slowly growing.

Table 3.27 - Athens County						
Average Weekly Earnings By Industrial Sector						
	1995	1996	1997	1998	1999	2000
All Industries	\$419.12	\$450.68	\$469.19	\$483.47	\$492.90	\$517.04
Agriculture	\$263.01	\$224.19	\$244.31	\$310.17	\$330.33	\$325.24
Mining	na	\$437.92	\$367.52	\$408.28	\$428.88	\$493.59
Construction	\$403.34	\$435.23	\$459.22	\$418.79	\$438.90	\$421.46
Manufacturing	\$411.82	\$411.70	\$411.75	\$418.02	\$425.42	\$468.53
Transportation & Utilities	\$583.45	\$598.43	\$621.92	\$640.17	\$758.17	\$739.87
Wholesale & Retail	\$230.50	\$230.55	\$247.79	\$259.60	\$261.71	\$269.69
Finance, Insurance, Real Estate	\$382.90	\$388.66	\$411.97	\$452.23	\$465.50	\$485.62
Service	\$362.82	\$374.35	\$392.45	\$412.04	\$419.76	\$420.79
Government	\$565.29	\$636.96	\$660.59	\$671.88	\$684.39	\$755.19

Source: Ohio Department of Development, Office of Strategic Research, "Ohio County Profiles" Jan 2002

Table 3.27 depicts the average weekly wages from 1995 through 2000. The government sector in 2000 was paying the highest weekly wage. The other major employers in the county – wholesale & retail – pay some of the lowest wages.

Table 3.28 - Athens County						
Components of Business Change						
	1995	1996	1997	1998	1999	2000
Business Starts	133	129	119	125	144	132
Business Terminations	128	93	121	105	na*	139
Net Change	5	36	-2	20	na*	-7
Total Active Businesses	983	1,005	997	985	1,048	1,064

Source: Ohio Department of Development, Office of Strategic Research, "Ohio County Profiles" Jan 2002

Athens County, over the six year period, produced a number of successful business starts. 1999 was the biggest year for Athens County with 144 businesses starting. Over the five-year period, the total active businesses increase by nearly 1,000 businesses.



## Hocking County Economics:

Civilian Labor Force							
	1995	1996	1997	1998	1999	2000	Ohio 2000
Civilian Labor Force	12,100	12,600	12,500	12,300	12,000	11,800	5,783,000
Employment	11,200	11,700	11,700	11,500	11,100	10,800	5,546,000
Unemployment	900	900	800	700	900	1000	237,000
Unemployment Rate	7.5	7	6	6	7.2	8.7	4.1

Source: Ohio Department of Development, Office of Strategic Research, "Ohio County Profiles" Jan 2002

The unemployment rate of Hocking County had been steadily declining since 1995, but began to rise in 1999 and 2000. The rate is much higher than that of the state, in 2000 more than double. The number of persons employed has decreased, after peaking in 1996.

Employment by Industrial Sector						
	1995	1996	1997	1998	1999	2000
All Industries	6,726	7,107	7,170	7,143	7,009	6,691
Agriculture	na	na	na	na	na	22
Mining	na	na	na	na	na	91
Construction	306	359	398	365	386	370
Manufacturing	2,089	2,194	2,253	2,199	2,059	1,700
Transportation & Utilities	180	171	183	172	169	191
Wholesale & Retail	1,422	1,428	1,319	1,328	1,385	1,457
Finance, Insurance, Real Estate	160	160	175	175	164	174
Service	953	1,092	1,154	1,203	1,131	1,070
Government	1,539	1,579	1,555	1,557	1,581	1,600

Source: Ohio Department of Development, Office of Strategic Research, "Ohio County Profiles" Jan 2002

Table 3.30 shows an increase in the number of overall jobs for Hocking County. Nearly all sectors saw marginal increases in employment. The Manufacturing sector saw a decrease of over 300 jobs during the 5 year time period.

Table 3.31 - Hocking County						
Average Weekly Earnings By Industrial Sector						
	1995	1996	1997	1998	1999	2000
All Industries	\$411.83	\$423.56	\$456.96	\$464.68	\$467.33	\$461.60
Agriculture	na	na	na	na	na	\$277.28
Mining	na	na	na	na	na	\$583.09
Construction	\$380.46	\$424.78	\$499.78	\$499.74	\$466.32	\$476.11
Manufacturing	\$541.16	\$569.82	\$600.90	\$603.14	\$612.36	\$579.32
Transportation & Utilities	\$398.42	\$389.92	\$488.91	\$464.67	\$432.44	\$462.24
Wholesale & Retail	\$253.53	\$255.62	\$271.91	\$293.63	\$290.41	\$302.09
Finance, Insurance, Real Estate	\$377.83	\$384.30	\$391.12	\$433.66	\$457.19	\$471.17
Service	\$269.21	\$268.68	\$298.51	\$299.86	\$317.47	\$334.69
Government	\$476.34	\$482.26	\$512.88	\$534.99	\$535.62	\$557.47

Source: Ohio Department of Development, Office of Strategic Research, "Ohio County Profiles" Jan 2002

The above table looks at the average weekly wages from 1995 through 2000. All industries have increased their weekly wages over the five-year time period. The greatest increases were in construction and finance. Manufacturing had the smallest increase.

Table 3.32 - Hocking County						
Components of Business Change						
	1995	1996	1997	1998	1999	2000
Business Starts	70	90	88	61	79	93
Business Terminations	52	64	88	56	na*	79
Net Change	18	26	0	5	na*	14
Total Active Businesses	498	549	531	443	463	516

Source: Ohio Department of Development, Office of Strategic Research, "Ohio County Profiles" Jan 2002

Between 1995 and 2000, the total number of active business grew from 498 to 516. The greatest drop occurred between 1997 and 1998 where the number of active businesses dropped from 531 to 443. Also in 1997-98 the number of business starts dropped off suddenly.

Meigs County Economics:

Table 3.33 - Meigs County							
Civilian Labor Force							
	1995	1996	1997	1998	1999	2000	Ohio 2000
Civilian Labor Force	8,700	8,600	8,600	8,600	8,500	8,400	5,783,000
Employment	7,700	7,700	7,700	7,700	7,500	7,500	5,546,000
Unemployment	1,000	900	900	900	1000	900	237,000
Unemployment Rate	11.2	11	10.3	10.5	11.5	10.5	4.1

Source: Ohio Department of Development, Office of Strategic Research, "Ohio County Profiles" Jan 2002

Table 3.33 shows the civilian labor force for Meigs County. The total number of persons in the labor force remained steady over the time period. The total number of employed has also remained steady. This stability has dropped the unemployment rate from 11.2 to 10.5, not a significant drop but a step in the right direction.

Table 3.34 - Meigs County						
Employment by Industrial Sector						
	1995	1996	1997	1998	1999	2000
All Industries	4,750	4,811	4,948	5,000	4,865	4,855
Agriculture	na	na	na	na	na	na
Mining	na	na	na	na	na	na
Construction	276	288	329	312	294	311
Manufacturing	181	199	186	171	142	149
Transportation & Utilities	71	66	69	80	76	83
Wholesale & Retail	1,075	1,105	1,109	1,122	1,113	1,146
Finance, Insurance, Real Estate	146	157	160	174	164	169
Service	885	838	846	826	835	783
Government	1,087	1,107	1,134	1,126	1,144	1,150

Source: Ohio Department of Development, Office of Strategic Research, "Ohio County Profiles" Jan 2002

The major industries of employment in the county are wholesale & retail trade and government, both of which saw an increase in employment. The industries of construction; wholesale & retail trade; finance, insurance, and real estate all saw an increase in employment over the five-year period. Manufacturing, Construction, and Service had a steady decline.

Table 3.35 - Meigs County						
Average Weekly Earnings By Industrial Sector						
	1995	1996	1997	1998	1999	2000
All Industries	\$420.44	\$448.24	\$468.64	\$498.28	\$510.63	\$515.61
Agriculture	na	na	na	na	na	na
Mining	na	na	na	na	na	na
Construction	\$433.47	\$451.64	\$497.78	\$516.55	\$495.52	\$523.54
Manufacturing	\$416.47	\$451.96	\$456.77	\$505.98	\$544.02	\$550.87
Transportation & Utilities	\$583.56	\$579.47	\$580.29	\$539.66	\$581.08	\$554.50
Wholesale & Retail	\$228.49	\$250.01	\$260.86	\$270.63	\$278.81	\$280.75
Finance, Insurance, Real Estate	\$375.91	\$383.61	\$393.87	\$403.98	\$426.02	\$440.42
Service	\$300.53	\$306.65	\$285.54	\$296.42	\$301.33	\$300.38
Government	\$357.41	\$365.00	\$370.63	\$392.46	\$387.89	\$389.20

Source: Ohio Department of Development, Office of Strategic Research, "Ohio County Profiles" Jan 2002

Table 3.35 contains average weekly wages for Meigs County. All industries have increased their weekly wages over the five-year time period except for transportation & utilities and service. The increases in individual sectors of employment were, more or less, equal.

Table 3.36 - Meigs County						
Components of Business Change						
	1995	1996	1997	1998	1999	2000
Business Starts	46	54	41	43	61	35
Business Terminations	53	35	55	49	na*	60
Net Change	-7	19	-14	-6	na*	-25
Total Active Businesses	379	379	370	346	354	358

Source: Ohio Department of Development, Office of Strategic Research, "Ohio County Profiles" Jan 2002

Table 3.36 shows the business start and termination between 1995 and 2000. Around forty new businesses were started each year over the period. Unfortunately, around forty-five businesses terminated each year. 2000 saw the lowest number of business starts and the most terminations over the five-year period. The total number of active businesses has been steadily declining but saw a slight increase in 2000.

**Monroe County Economics:**

Table 3.37 - Monroe County							
Civilian Labor Force							
	1995	1996	1997	1998	1999	2000	Ohio 2000
Civilian Labor Force	6,100	6,100	6,100	6,000	5,900	5,800	5,783,000
Employment	5,500	5,400	5,500	5,500	5,300	5,200	5,546,000
Unemployment	600	700	600	500	600	500	237,000
Unemployment Rate	9.6	11	9.8	8.8	9.5	9.4	4.1

Source: Ohio Department of Development, Office of Strategic Research, "Ohio County Profiles" Jan 2002

Table 3.37 shows the civilian labor force for Monroe County. Between 1995 and 2000, the labor force for Monroe County decreased by 300. The total number of employed started to tail off in 1999. The unemployment rate dropped by 100 persons per year between 1995 and 2000. The unemployment rate dropped from 9.6 to 9.4.

Table 3.38 - Monroe County						
Employment by Industrial Sector						
	1995	1996	1997	1998	1999	2000
All Industries	5,027	5,011	5,058	5,159	4,956	4,792
Agriculture	na	na	na	na	na	14
Mining	na	na	na	na	na	71
Construction	173	162	170	173	200	187
Manufacturing	2,459	2,325	2,342	2,450	2,348	2,310
Transportation & Utilities	102	103	109	104	111	134
Wholesale & Retail	646	663	638	701	668	643
Finance, Insurance, Real Estate	133	156	156	133	122	121
Service	336	332	350	373	385	437
Government	874	881	892	888	891	875

Source: Ohio Department of Development, Office of Strategic Research, "Ohio County Profiles" Jan 2002

Between 1993 and 1998 all industries of employment in Monroe County stayed fairly constant, except for a loss in manufacturing and an increase in service. This is notable because manufacturing continues to dominate industry of employment. Government the next largest industry of employment also has been in a slow increase.

Table 3.39 - Monroe County						
Average Weekly Earnings By Industrial Sector						
	1995	1996	1997	1998	1999	2000
All Industries	\$548.83	\$586.73	\$576.38	\$563.52	\$558.99	\$540.12
Agriculture	na	na	na	na	na	\$284.75
Mining	na	na	na	na	na	\$320.20
Construction	\$394.90	\$399.48	\$471.49	\$437.12	\$461.54	\$529.82
Manufacturing	\$711.74	\$784.78	\$744.01	\$741.26	\$773.33	\$739.12
Transportation & Utilities	\$379.46	\$401.77	\$443.90	\$476.74	\$494.90	\$486.46
Wholesale & Retail	\$231.95	\$233.57	\$254.65	\$236.03	\$254.42	\$266.42
Finance, Insurance, Real Estate	\$314.52	\$343.84	\$358.89	\$346.51	\$344.19	\$365.07
Service	\$184.22	\$201.10	\$212.07	\$215.13	\$228.07	\$245.26
Government	\$394.45	\$393.24	\$402.70	\$408.56	\$418.80	\$419.62

Source: Ohio Department of Development, Office of Strategic Research, "Ohio County Profiles" Jan 2002

Table 3.39 shows average weekly wages. All industries have increased their weekly wages over the five-year time period. The increases in individual sectors of employment were, more or less, equal.

Table 3.40 - Monroe County						
Components of Business Change						
	1995	1996	1997	1998	1999	2000
Business Starts	23	32	27	27	26	28
Business Terminations	25	34	52	30	na*	26
Net Change	-2	-2	-25	-3	na*	2
Total Active Businesses	423	417	391	366	368	368

Source: Ohio Department of Development, Office of Strategic Research, "Ohio County Profiles" Jan 2002

Between 1995 and 2000, the total number of businesses starts per year has grown slightly. At the same time the number of business terminations has remained more or less constant, peaking with 52 in 1997. The total number of active businesses in Monroe County has been on a steady decline.

## Morgan County Economics:

Table 3.41 - Morgan County							
Civilian Labor Force							
	1995	1996	1997	1998	1999	2000	Ohio 2000
Civilian Labor Force	5,100	4,900	4,900	5,000	4,700	4,500	5,783,000
Employment	4,400	4,200	4,300	4,400	4,000	3,900	5,546,000
Unemployment	700	700	600	700	700	600	237,000
Unemployment Rate	13.2	14.7	12.4	13.1	14.3	12.4	4.1

Source: Ohio Department of Development, Office of Strategic Research, "Ohio County Profiles" Jan 2002

The unemployment rate increased then dropped in the county between 1995 and 2000. 1996 had the highest unemployment rate at 14.7, 2000 had the lowest at 12.4. The unemployment rate for Morgan County is over three times that of the state. The civilian labor force has fallen by 600; employment also saw a fall of 500 during that time.

Table 3.42 - Morgan County						
Employment by Industrial Sector						
	1995	1996	1997	1998	1999	2000
All Industries	3,798	3,648	3,779	3,765	3,543	3,444
Agriculture	15	17	16	na	na	22
Mining	245	282	288	na	na	221
Construction	217	225	249	311	265	239
Manufacturing	1,007	940	1,002	932	788	734
Transportation & Utilities	449	419	416	398	358	350
Wholesale & Retail	616	619	625	655	659	657
Finance, Insurance, Real Estate	83	87	90	90	91	104
Service	428	415	434	427	381	383
Government	660	645	660	644	694	700

Source: Ohio Department of Development, Office of Strategic Research, "Ohio County Profiles" Jan 2002

Mining, manufacturing, transportation & utilities and service all saw a decline in employment numbers during the five-year period. The manufacturing sector took the biggest hit, losing nearly 300 jobs.

Table 3.43 - Morgan County						
Average Weekly Earnings By Industrial Sector						
	1995	1996	1997	1998	1999	2000
All Industries	\$483.31	\$513.53	\$523.83	\$553.92	\$549.53	\$556.94
Agriculture	\$219.37	\$232.32	\$257.63	na	na	\$343.47
Mining	na	\$891.57	\$968.15	na	na	\$1,151.93
Construction	\$654.37	\$652.38	\$662.82	\$737.89	\$748.60	\$609.12
Manufacturing	\$513.62	\$558.51	\$562.36	\$583.74	\$596.23	\$664.41
Transportation & Utilities	\$834.21	\$928.09	\$924.14	\$976.36	\$1,072.03	\$1,060.51
Wholesale & Retail	\$226.44	\$229.36	\$228.77	\$238.17	\$232.43	\$253.48
Finance, Insurance, Real Estate	\$317.63	\$330.80	\$358.33	\$363.73	\$345.94	\$380.00
Service	\$263.77	\$227.07	\$290.58	\$280.37	\$276.65	\$299.11
Government	\$392.64	\$421.08	\$428.18	\$442.61	\$436.79	\$457.67

Source: Ohio Department of Development, Office of Strategic Research, "Ohio County Profiles" Jan 2002

Table 3.39 shows average weekly wages. All industries have increased their weekly wages over the five-year time period, with the exception of construction. The increases in individual sectors of employment were, more or less, equal. Transportation & Utilities saw the largest increase.

Table 3.44 - Morgan County						
Components of Business Change						
	1995	1996	1997	1998	1999	2000
Business Starts	28	32	27	18	25	35
Business Terminations	28	28	39	27	na*	29
Net Change	0	4	-12	-9	na*	6
Total Active Businesses	276	282	272	253	257	261

Source: Ohio Department of Development, Office of Strategic Research, "Ohio County Profiles" Jan 2002

Between 1995 and 2000 a total of 165 businesses have been started in Morgan County. During that same period, however, 151 businesses have terminated, a net gain of 14 businesses. The total number of active businesses has dropped but has been rebounding since 1998.



## Noble County Economics:

Civilian Labor Force							
	1995	1996	1997	1998	1999	2000	Ohio 2000
Civilian Labor Force	5,200	5,200	5,400	5,400	5,600	5,600	5,783,000
Employment	4,800	4,800	5,000	5,000	5,100	5,200	5,546,000
Unemployment	400	400	400	400	500	400	237,000
Unemployment Rate	8.1	7.5	6.8	7.6	8.2	7.5	4.1

Source: Ohio Department of Development, Office of Strategic Research, "Ohio County Profiles" Jan 2002

Table 3.45 shows a steady decline in the unemployment rate for Noble County. The civilian labor force and the employment rate for the time period both increased. This shows that since 1995, more and more jobs have been created in this county. However, the unemployment rate is still much higher than that of the state.

Employment by Industrial Sector						
	1995	1996	1997	1998	1999	2000
All Industries	2,526	2,766	3,142	3,180	3,293	3,402
Agriculture	na	na	na	7	na	na
Mining	na	na	na	119	na	na
Construction	65	58	57	64	59	66
Manufacturing	544	551	570	565	594	624
Transportation & Utilities	111	119	140	134	109	116
Wholesale & Retail	562	599	646	606	666	707
Finance, Insurance, Real Estate	96	97	97	100	112	87
Service	453	454	488	533	588	603
Government	594	772	1016	1048	1,049	1,115

Source: Ohio Department of Development, Office of Strategic Research, "Ohio County Profiles" Jan 2002

All sector of employment showed an increase over the five-year period, with the exception of finance, insurance, and real estate. The greatest increase was in the government sector, nearly twice as many people are employed by the government in Noble County in 2000 than were in 1995.

Table 3.47 - Noble County						
Average Weekly Earnings By Industrial Sector						
	1995	1996	1997	1998	1999	2000
All Industries	\$389.44	\$408.96	\$441.03	\$461.12	\$470.57	\$472.60
Agriculture	na	na	na	\$232.56	na	na
Mining	na	na	na	\$740.67	na	na
Construction	\$352.64	\$398.08	\$340.76	\$360.99	\$392.50	\$379.94
Manufacturing	\$620.57	\$641.29	\$671.30	\$681.15	\$709.14	\$709.18
Transportation & Utilities	\$424.53	\$416.11	\$462.50	\$505.31	\$512.53	\$514.70
Wholesale & Retail	\$231.16	\$229.96	\$242.00	\$262.31	\$263.50	\$262.37
Finance, Insurance, Real Estate	\$410.73	\$429.88	\$150.66	\$479.76	\$529.51	\$538.46
Service	\$253.96	\$262.31	\$258.00	\$259.81	\$269.77	\$274.88
Government	\$371.91	\$418.74	\$505.74	\$533.93	\$555.04	\$559.73

Source: Ohio Department of Development, Office of Strategic Research, "Ohio County Profiles" Jan 2002

Table 3.47 shows average weekly wages. All industries have increased their weekly wages over the five-year time period. The increases in individual sectors of employment were, more or less, equal, the exceptions to this being in government. Average government employee wages increased significantly.

Table 3.48 - Noble County						
Components of Business Change						
	1995	1996	1997	1998	1999	2000
Business Starts	8	17	19	21	24	25
Business Terminations	17	16	19	30	na*	17
Net Change	-9	1	0	-9	na*	8
Total Active Businesses	218	218	216	212	207	226

Source: Ohio Department of Development, Office of Strategic Research, "Ohio County Profiles" Jan 2002

Table 3.48 shows the components of business change for Noble County. Over this time period Noble County has had difficulties in having more business starts than terminations, but started to reverse this trend in 2000. 114 businesses were started in Noble County, however, 99 businesses have terminated. Additionally, the total number of active businesses has been slowly increasing.

Perry County Economics:

Table 3.49 - Perry County							
Civilian Labor Force							
	1995	1996	1997	1998	1999	2000	Ohio 2000
Civilian Labor Force	14,800	15,000	14,500	14,200	14,500	14,200	5,783,000
Employment	13,500	13,700	13,400	13,200	13,300	13,100	5,546,000
Unemployment	1,300	1,300	1,100	1,100	1,200	1,100	237,000
Unemployment Rate	8.5	8.8	7.7	7.4	8.2	7.4	4.1

Source: Ohio Department of Development, Office of Strategic Research, "Ohio County Profiles" Jan 2002

Perry County has seen a steady drop in the civilian labor force. The total number of persons employed has been dropping. At the same time the number of those unemployed has also been dropping. These three factors together have caused the unemployment rate to drop.

Table 3.50 -Perry County							
Employment by Industrial Sector							
	1995	1996	1997	1998	1999	2000	
All Industries	6,693	6,775	6,863	6,818	6,735	6,835	
Agriculture	48	50	58	47	50	71	
Mining	241	238	260	238	226	253	
Construction	285	316	367	388	432	428	
Manufacturing	1,703	1,636	1,703	1,838	1,656	1,631	
Transportation & Utilities	206	237	230	206	181	162	
Wholesale & Retail	1,220	1,189	1,179	1,183	1,290	1,351	
Finance, Insurance, Real Estate	211	203	194	193	198	210	
Service	1,247	1,267	1,209	1,038	1,036	1,004	
Government	1,591	1,639	1,663	1,687	1,668	1,725	

Source: Ohio Department of Development, Office of Strategic Research, "Ohio County Profiles" Jan 2002

Table 3.50 shows that all sector of employment showed an increase over the five-year period. Most industries showed modest gains or losses. The greatest increases were in wholesale & retail and government. Manufacturing saw a loss of over 100 jobs in the five-year period.

Table 3.51 - Perry County						
Average Weekly Earnings By Industrial Sector						
	1995	1996	1997	1998	1999	2000
All Industries	\$403.82	\$411.47	\$445.42	\$446.60	\$454.23	\$468.57
Agriculture	\$356.42	\$310.17	na	\$346.36	\$370.70	\$373.01
Mining	\$460.49	\$491.44	na	\$520.91	\$558.48	\$680.60
Construction	\$819.45	\$774.53	\$412.66	\$625.64	\$705.10	\$791.22
Manufacturing	\$482.64	\$512.32	\$585.63	\$559.05	\$543.26	\$580.76
Transportation & Utilities	\$621.96	\$600.42	\$508.92	\$656.70	\$694.65	\$653.85
Wholesale & Retail	\$356.95	\$340.95	\$305.21	\$335.92	\$339.69	\$300.85
Finance, Insurance, Real Estate	\$368.92	\$388.02	\$392.97	\$406.21	\$414.47	\$429.72
Service	\$268.75	\$281.03	\$301.90	\$354.92	\$376.46	\$383.54
Government	\$354.89	\$359.85	\$433.65	\$388.15	\$404.92	\$423.57

Source: Ohio Department of Development, Office of Strategic Research, "Ohio County Profiles" Jan 2002

The table shows average weekly wages. All industries have increased their weekly wages over the five-year time period. The increases in individual sectors of employment were, more or less, equal.

Table 3.52 - Perry County						
Components of Business Change						
	1995	1996	1997	1998	1999	2000
Business Starts	92	99	68	94	93	116
Business Terminations	73	85	93	94	na*	92
Net Change	19	14	-25	0	na*	24
Total Active Businesses	582	604	553	535	579	617

Source: Ohio Department of Development, Office of Strategic Research, "Ohio County Profiles" Jan 2002

Between 1995 to 2000, Perry County had 562 business starts, and 437 business terminations. The total number of active businesses has been steadily growing since 1997.

Washington County Economics:

Table 3.53 - Washington County							
Civilian Labor Force							
	1995	1996	1997	1998	1999	2000	Ohio 2000
Civilian Labor Force	31,900	32,600	32,800	32,500	32,400	32,700	5,783,000
Employment	29,900	30,400	30,800	30,700	30,500	31,000	5,546,000
Unemployment	2,000	2,100	1,900	1,800	1,900	1,600	237,000
Unemployment Rate	6.2	6.5	5.9	5.5	5.9	5	4.1

Source: Ohio Department of Development, Office of Strategic Research, "Ohio County Profiles" Jan 2002

Table 3.53 shows that the unemployment rate for Washington County has been declining. At the same time the civilian labor force, and the total number of employed has been increasing. Additionally, the number of unemployed has been dropping. This means that real job growth has been happening in Washington County.

Table 3.54 - Washington County							
Employment by Industrial Sector							
	1995	1996	1997	1998	1999	2000	
All Industries	23,794	23,766	24,219	24,170	24,150	24,330	
Agriculture	180	220	231	223	243	272	
Mining	240	261	229	218	224	262	
Construction	1,799	1,557	1,722	1,725	1,701	1,603	
Manufacturing	5,338	5,425	5,508	5,474	5,594	5,553	
Transportation & Utilities	1,165	890	871	917	884	855	
Wholesale & Retail	6,037	6,245	6,312	6,158	6,104	6,088	
Finance, Insurance, Real Estate	814	817	840	826	834	843	
Service	5,286	5,218	5,316	5,494	5,418	5,714	
Government	3,098	3,133	3,192	3,135	3,149	3,142	

Source: Ohio Department of Development, Office of Strategic Research, "Ohio County Profiles" Jan 2002

All sector of employment showed an increase over the time period, the exceptions being in construction; and transportation & utilities. Service showed the biggest increases.

Table 3.55 - Washington County						
Average Weekly Earnings By Industrial Sector						
	1995	1996	1997	1998	1999	2000
All Industries	\$448.81	\$458.82	\$479.99	\$505.60	\$503.05	\$514.65
Agriculture	\$240.81	\$261.40	\$268.56	\$313.82	\$314.19	\$353.27
Mining	\$389.57	\$438.01	\$435.62	\$431.49	\$458.79	\$490.59
Construction	\$534.41	\$527.86	\$550.56	\$539.25	\$548.63	\$527.79
Manufacturing	\$669.21	\$687.85	\$709.35	\$748.39	\$743.12	\$750.49
Transportation & Utilities	\$565.24	\$523.44	\$548.16	\$550.44	\$573.07	\$584.35
Wholesale & Retail	\$265.75	\$280.37	\$297.60	\$313.48	\$307.13	\$317.78
Finance, Insurance, Real Estate	\$427.22	\$439.98	\$449.06	\$482.97	\$491.23	\$514.44
Service	\$395.85	\$418.78	\$450.14	\$486.20	\$465.23	\$484.35
Government	\$441.88	\$452.46	\$464.53	\$486.19	\$497.98	\$524.76

Source: Ohio Department of Development, Office of Strategic Research, "Ohio County Profiles" Jan 2002

Table 3.55 shows average weekly wages in Washington County. All industries have increased their weekly wages over the five-year time period, with the exception of construction. The increases in individual sectors of employment were, more or less, equal.

Table 3.56 - Washington County						
Components of Business Change						
	1995	1996	1997	1998	1999	2000
Business Starts	194	142	150	128	107	97
Business Terminations	154	97	164	144	na*	108
Net Change	40	45	-14	-16	na*	-11
Total Active Businesses	1,532	1,541	1,506	1,484	1,451	1,433

Source: Ohio Department of Development, Office of Strategic Research, "Ohio County Profiles" Jan 2002

Table 3.56 shows the components of business change for Washington County. Over this time period Washington County had 818 businesses that started, and 667 business terminations. Additionally, the total number of active businesses has been slowly declining.

	Total	Retirement and Disability	All Others
Region	\$1,075,782,486	\$499,043,547	\$576,738,939
Athens	\$267,320,828	\$94,804,598	\$172,516,230
Hocking	\$102,901,732	\$54,283,211	\$48,618,521
Meigs	\$108,856,913	\$52,382,524	\$56,474,389
Monroe	\$74,091,187	\$34,122,358	\$39,968,829
Morgan	\$63,436,314	\$30,685,443	\$32,750,871
Noble	\$43,624,533	\$20,426,196	\$23,198,337
Perry	\$139,798,284	\$70,516,065	\$69,282,219
Washington	\$275,752,695	\$141,823,152	\$133,929,543

Source: Ohio Department of Development, Office of Strategic Research, "Ohio County Profiles" Jan 2002

Washington, Athens, and Perry Counties received the greatest direct federal payments to individuals in the region. The same three counties also received the greatest federal payment for retirement and disability. In the case of Washington County this is easily understood considering that a large portion of the total population in Washington County, over nine thousand people in 1994, is over sixty-five years old. The same holds true for Athens County, where over six thousand people were over sixty-five years old in 1994, and Perry County, which had over four thousand people over sixty-five.

**ECONOMIC RESOURCES**  
**Educational Attainment**

Area	High School Only		Some College		Bachelors	
	Number	Percentage	Number	Percentage	Number	Percentage
OHIO	2,674,551	36.1	1,471,964	19.9	1,016,256	13.7
BH-HVRDD	70,865	46.2	26,451	15.9	12,550	6.8
Athens	10,790	34.2	5,212	16.5	3,970	12.6
Hocking	8,650	46.2	2,917	15.6	1,151	6.1
Meigs	7,266	46.6	2,079	13.3	769	4.9
Monroe	5,277	50.0	1,577	15.0	618	5.9
Morgan	5,016	50.5	1,566	15.8	511	5.1
Noble	4,406	47.8	1,518	16.5	537	5.8
Perry	11,055	51.1	3,326	15.4	979	4.5
Washington	18,405	43.0	8,256	19.3	4,015	9.4

Source: Ohio Department of Development, Office of Strategic Research, "Ohio County Profiles" Jan 2002

The region has a higher high school graduate level than the state. Perry County has the highest percentage, 51.1%, of persons over 25 with a high school diploma. The region falls behind somewhat when it comes to college attainment. The region's over 25 population with some college education is around 15%, while the state is at 19.9%. This lag behind the state seems to remain constant when looking at college graduates. But the numbers for Athens and Washington Counties may be skewed by graduate students at Ohio University and Marietta College.



	Athens	Hocking	Meigs	Monroe	Morgan	Noble	Perry	Washington
Management, Professional, and related occupations	9103	2711	1970	1263	1413	1196	2955	7877
Service Occupations	5496	1919	1565	881	988	789	1981	4403
Sales and Office Occupations	6324	2557	1852	1232	1115	941	3122	7630
Farming, Fishing, and Forestry Occupations	106	85	223	63	171	46	103	191
Construction, Extraction, and Maintenance Occupations	2380	1821	1502	854	831	647	2227	2748
Production, Transportation, and Material Moving Occupations	2392	3030	1841	1598	1421	1485	4276	5758

Source: Ohio Department of Development, Office of Strategic Research, "Ohio County Profiles" Jan 2002

Table 3.59 depicts the occupational structure for the region.

	Total	Department of Defense	All other agencies
Region	\$911,765,789	\$25,651,179	\$886,114,610
Athens	\$204,302,233	\$7,127,179	\$197,175,054
Hocking	\$90,356,801	\$1,473,000	\$88,883,801
Meigs	\$100,764,533	\$2,430,000	\$98,334,533
Monroe	\$58,599,816	\$1,139,000	\$57,460,816
Morgan	\$54,602,141	\$3,584,000	\$51,018,141
Noble	\$42,375,466	\$333,000	\$42,042,466
Perry	\$123,760,235	\$1,452,000	\$122,308,235
Washington	\$237,004,564	\$8,113,000	\$228,891,564

Source: U.S. Department of Commerce, Bureau of the Census "Consolidated Federal Funds Report 1987-1996", April 1997.

The Department of Defense plays a very small role in direct federal expenditures to the region. The region relies upon the federal expenditures of other federal agencies.

Table 3.61 - Federal Grant Awarded 2000	
	Grants Awarded
Region	\$268,437,646
Athens	\$89,861,367
Hocking	\$20,065,826
Meigs	\$28,285,649
Monroe	\$20,436,799
Morgan	\$14,623,526
Noble	\$12,663,898
Perry	\$30,783,511
Washington	\$51,717,070

Source: Ohio Department of Development, Office of Strategic Research, "Ohio County Profiles" Jan 2002

In 2000, the region received over 268 million dollars in federal grants. Athens County received the most grant monies in the region, followed by Washington, Perry, Meigs, Monroe Hocking, Morgan, Noble, and Counties.

Table 3.62 - Federal Assistance 2000		
	Direct Loans	Guaranteed Loans
Region		
Athens	\$82,481,579	\$5,474,271
Hocking	\$222,881	\$3,765,647
Meigs	\$354,597	\$872,896
Monroe	\$136,891	\$506,715
Morgan	\$2,091,845	\$1,536,511
Noble	\$339,730	\$387,160
Perry	\$3,169,270	\$3,703,446
Washington	\$4,965,974	\$17,784,503

Source: Ohio Department of Development, Office of Strategic Research, "Ohio County Profiles" Jan 2002

Athens County received the most direct federal loans in 1996, totaling over 82 million dollars. In guaranteed federal loans, Washington County received the over 17 million dollars.

	<b>Ohio Chartered Banks</b>	<b>Assets</b>	<b>Ohio Chartered S&amp;L/Savings</b>	<b>Assets</b>
BHHVRDD	17	\$1,762,415,000	12	\$472,316,000
Athens	2	\$187,200,000	3	\$124,084,000
Hocking	2	\$172,907,000	0	\$0
Meigs	1	\$96,923,000	0	\$0
Monroe	0	\$0	3	\$83,742,000
Morgan	0	\$0	0	\$0
Noble	1	\$59,326,000	2	\$39,784,000
Perry	4	\$150,661,000	1	\$427,000
Washington	7	\$1,095,398,000	3	\$224,279,000

Source: Ohio Department of Development, Office of Strategic Research, “1999 Ohio County Indicators”

Washington County has the greatest number of Ohio Chartered Banks with 7. These banks have the greatest assets in the region as well with over 1 billion dollars. Monroe and Morgan Counties do not have an Ohio Chartered Bank. Hocking, Meigs, and Morgan Counties do not have an Ohio Chartered Savings and Loan.

## **CHAPTER IV**

### **REGIONAL ISSUES**

In July of 2003, the staff of Buckeye Hills surveyed local economic development practitioners and experts for issues of importance. This survey looked at the state of the regional economy; external trends and forces; partners for economic development; and resources for economic development.

#### **State of the economy**

##### **Strengths and weaknesses of the region**

The strengths of the region were identified as: a large workforce with a strong work ethic; a sense of civic responsibility; the local universities; a good quality of life; low cost of living; location to major markets; the rural character of the environment; access to the interstate highway, rail and water systems; increased cooperation between state and local agencies; a diverse economy; and abundant natural resources.

Some of the weakness that were identified are: a lack of access to interstate highway, rail and water systems; the topography of the region limits activities; the lack of water, sewer, and electrical infrastructure; aging of existing infrastructure; a lack of available buildings; underemployment of local workforce; and a lack of funding for projects.

A lack of funding for projects was cited as a weakness by all of the counties in the region. This does not only apply to a lack of available funding for the region, but also to prohibitive matching requirements to obtain funding, and to the overly burdensome requirements in applying for funding.

##### **Growth sectors of the economy**

The regional committees identified a number of growth sectors in their local economies. They were: tourism; housing construction; service industry; health service industry; floriculture; aluminum; timber; telecommunications; small and medium sized niche manufacturing; and local artists.

## **Driving force of economy**

The driving force of the economy for the majority of the counties in the region is their rural nature. The quality of the environment is causing growth in sectors of tourism and new housing construction.

## **External trends and forces Opportunities and threats**

A number of external opportunities were identified as potentially helpful to economic development in the region. The one most touted was the internet. The feeling was that if business and government could make better use of the internet it would dramatically impact the region. The rural characteristics of the region drive tourism and new housing construction.

A number of threats posed to this region from outside were directly related to the opportunities. The rural environment that attracts new housing and tourism is threatened by the development it encourages. New housing generates a strain on the infrastructure, roads must be improved, water and sewer lines must be extended. Lack of zoning ordinances allows for new construction in appropriate locations. The deregulation of the electrical utilities was seen as a threat to the region. A number of the counties are dependant upon coal companies as a tax base. With the deregulation of the industry and more stringent environmental regulation, these companies are closing down. Non-funded mandates put forward by the federal government are also a major threat to local government, straining their already tight finances. Again, a lack of public funding, prohibitive matching-dollar requirements, and the administrative burden of program requirements placed on small communities are identified as a threat to the region.

## **Regional position in the national and global economies**

The general feel is that the region is moving in the right direction in terms of national and global economies. The large industries are networked and structured such that they are players on a global scale. This is true of niche manufactures as well. The opinion is that the niche markets have staked out a position in the national and global playing field. The smaller businesses and industries in the region are not quite at that level yet. But these small industries are making strides in that direction by working with local experts to promote their products and services to wider markets.

Governmental agencies, whether by marketing tourism and industrial sites or searching for new funding, are now operating on a national scale. Buckeye Hills initiated a program that markets regional industrial site to the nation via a national advertising campaign.

The main problem with the region's position in the national/global market is one of perception. The region itself is considered, by virtue of being in Appalachia, to be behind the learning curve.

## **Partners for economic development**

### **The important actors in the region**

There is a long list of important partners for economic development in the region. Beginning at the federal level there are the Economic Development Administration, the Appalachian Regional Commission, the United States Department of Agriculture Rural Development, the Small Business Development Center. These federal agencies provide funding programs for economic development. The State of Ohio is very active in economic development in the region. Regionally there are Buckeye Hills-Hocking Valley Regional Development District, Ohio State University Extension Office, and the Eastern Ohio Development Alliance. These organizations provide local communities with technical assistance, expertise, and present and create new projects. At the local level there are local universities, the various Chambers of Commerce, Community Improvement Corporations and County Commissioners are all active in creating economic development. Outside of government, the utility companies and the lending institutions are actively marketing the region and promoting economic development.

### **Presenters of important but unfamiliar economic development issues**

This list is fairly similar to the list above: the Economic Development Administration, the Appalachian Regional Commission, the United States Department of Agriculture Rural Development, Buckeye Hills-Hocking Valley Regional Development District, universities, Chambers of Commerce, and Community Improvement Corporations, all of whom present new ideas for development. In addition, Rural Action, ACEnet, Human Services, Tourism Departments, Red Cross, Emergency Management Agencies and Soil & Water Conservation groups present new ideas and issues for economic development.

## **Resources for economic development**

### **Groups and organizations available to the region**

There are many organizations working for economic development. They are: the Economic Development Administration, the Appalachian Regional Commission, the United States Department of Agriculture Rural Development, Buckeye Hills-Hocking Valley Regional Development District, Chambers of Commerce, Community Improvement Corporations, County Commissioners, Human Services, Tourism Departments and Soil & Water Conservation groups.

In addition to the organizations listed above there are the civic organizations, merchant organizations, local farm bureaus, and regional planning commissions.

### **Support and funding for development activities**

Funding for economic development activities in the region come from: Economic Development Administration, the Appalachian Regional Commission, the United States Department of Agriculture Rural Development, Buckeye Hills-Hocking Valley

Regional Development District, the Ohio State University Extension Office, the Ohio Department of Development, the State Capital Improvement Program, Local Transportation Improvement Program and Community Development Block Grants.

Support for economic development activities is provided through the Buckeye Hills-Hocking Valley Regional Development District, the Ohio State University Extension Office, the local universities, and community and technical colleges.

## **CHAPTER V**

### **VISION**

#### **REGIONAL VISION**

That local communities achieve diverse economies which provide sustainable employment and a living wage;

That local economic development officials and industry leaders meet to identify potential problems and create solutions, therefore making economic development in the region more pro-active;

That local economic development projects make the best use of local resources and implement sustainable development practices;

That local communities protect and enhance the natural integrity of the region;

And that local communities provide sufficient: public infrastructure; education ; and social services to strengthen the quality of life.

#### **REGIONAL GOALS**

During the process of analyzing the regional issues and creating the regional vision a number of goals were put forward as objectives that Buckeye Hills-Hocking Valley Regional Development District should work toward.

These goals ranged from being those attainable in a short period of time to those requiring an ongoing long-term dedication to a particular issue. These goals also varied from the easy to implement to the complex and arduous to attain.

As a result a set of priorities were created to rank each goal in accordance with the regional vision. Each goal presents the following questions:

- What is the severity of the problem the goal is addressing?
- What is the scope of the goal?
- What is this goal in relationship toward the other goals?
- Does this goal make the best use of existing resources?



The following goals were generated by this process in no particular order of importance:

- Improve Infrastructure
- Increase Planning Activities
- Enhance Tourism
- Increase Buckeye Hills Visibility in the Region
- Develop Industrial Parks
- Assist Existing Business to Stay and Grow
- Implement Sustainable Development Practices
- Create a Fund for Conducting a Feasibility Study
- Eliminate Red Tape in Funding Procedures
- Actively Lobby Government Officials for Increased Funding
- Increase Downtown Revitalization Efforts
- Industrial Improvement and Attraction
- Improve the Relationship with Local Leaders
- Foster Non-Conventional Economic Development
- Increase Access to the Region – both Highway and Telecommunication
- Expand Airport Network
- Encourage Counties to Prioritize Infrastructure Projects
- Improve the Roads in the Region
- Improve Appalachia’s Perception in the State Capitol

Based upon the priorities, these goals were ranked by order of importance. The most important goals of the region were:

1. Improve Infrastructure
2. Increase Funding
3. Enhance Tourism
4. Assist Businesses to Stay and Grow
5. Increase Planning Activities

### **Improve Infrastructure**

What is the severity of the problem?

This goal addresses a severe problem not only in the region, but in the world. This goal of improving infrastructure is important in the region's ability to move people and goods; provide adequate sewer, water, electricity, and communication services; and provide for police and fire services.

What is the scope?

The scope of the goal is long termed and involved.

What is this goal in relationship toward the other goals?

This goal is interrelated with and overlapping all other goals.

Does the goal make best use of existing resources?

The goal of an improved infrastructure is necessary for the best use of existing and future resources.

### **Increase Funding**

What is the severity of the problem?

A lack of funding cripples a community's ability to execute necessary projects.

What is the scope?

The scope of the goal is long termed and involved.

What is this goal in relationship toward the other goals?

This goal is interrelated with and overlapping all other goals. Without funding, many projects cannot carry out.

Does the goal make best use of existing resources?

The goal of increased funding is necessary, seeing as that local resources are stretched thin.

### **Enhance Tourism**

What is the severity of the problem the goal is addressing?

Tourism is an increasingly important industry in the region's economic picture. Yet tourism is not viewed by many as true economic development.

What is the scope of the goal?

The scope of the goal is long-termed and involved.

What is this goal in relationship toward the other goals?

The relationship toward other goals is, in this region, subtle. Tourism economic impact on the region is largely overlooked. This as yet unacknowledged fount of employment and revenue must be exploited for the benefit of the region.

Does this goal make the best use of existing resources?

That is a mater of contention. To some an industry that will provide good wages and benefit must take priority over any dollars brought into the region through tourism. Others take the opposite position, the days of the smoke-stack industry are done and now this region must exploit it's scenic resources as it once did coal.

### **Assist Business to Stay and Grow**

What is the severity of the problem the goal is addressing?

While the nation is experiencing an economic boom, this region is suffering stagnation. While cities such as Columbus do not have enough workers for all the jobs available, this region still has high unemployment. The problem this goal addresses is important and severe.

What is the scope of the goal?

The scope of the goal is long-term and very involved.

What is this goal in relationship toward the other goals?

This goal is interrelated with and overlapping all other goals.

Does this goal make the best use of existing resources?

By making best use of the existing labor pool, best use is made of existing resources.

**Increase Planning Activities**

What is the severity of the problem the goal is addressing?

A lack of planning is a very severe problem. The lack of planning can cause any number of problems. They range from retrofitting infrastructure to meet the needs of an industrial park to duplication of efforts.

What is the scope of the goal?

The scope of the goal is long-term and very involved.

What is this goal in relationship toward the other goals?

This goal is interrelated with and overlapping all other goals.

Does this goal make the best use of existing resources?

Planning by definition makes the best use of resources.

## CHAPTER VI ACTION PLAN

### **IMPROVED INFRASTRUCTURE**

---

**Objective:** To improve existing roads and extend water and sanitary sewer throughout the region, and preserve existing rail line use.

**Strengths and Weakness:**

- ODOT's criteria for choosing projects give priority to highly populated streets and to streets with fatal accidents. Since southeast Ohio does not have a large population, the region is not high on the list.
- Many Counties in Southeastern Ohio do not have a major road in them, this hampers development efforts.
- Through the process of mergers, the major rail companies in the region are closing active lines.
- Due to the topography of the region, extension of water and sewer is difficult and costly.
- Government funding sources traditionally give less money to areas where fewer people are.

**Strategies:**

- Have counties prioritize their infrastructure projects in order to remove politics from funding of projects.
- When improving infrastructure, take into account future development issues.
- Emphasize connectivity between projects.
- Develop funding strategy to target counties with underdeveloped highway systems.
- Find alternative funds for road improvements.
- Coordinate efforts between transportation planners and economic development practitioners.
- When a rail line is abandoned, the rail easements should become part of the public right of way.

**Implementation:**

Short-term

- Locate improvements in denser population areas.
- Anticipate future growth when engineering water and sewer projects.

Intermediate-term

- Have counties form taskforces to prioritize infrastructure projects.
- Create county infrastructure plans that show where, why and how new improvements are to be made.
- Increase coordination of economic development activities and infrastructure improvement.
- Identify areas of increasing development.

Long-term

- Simplify the application process.
- Increase funding for infrastructure projects.
- Reform the State Capital Improvement Program/Local Transportation Improvement Program process.

**INCREASE FUNDING**

---

**Objective:** To increase the ability of communities with limited financial resources to execute necessary projects.

**Strengths and Weakness:**

- Matching requirements sometimes affect a community's ability to secure funding.
- The studies that are mandated by certain funding agencies often cost more to perform than the funding amount.
- The region must compete with other parts of the state that have a greater population and greater visibility.
- Some counties have seen their tax base shrink.
- Federal and state mandates consume local limited financial resources.

**Strategies:**

- Encourage the search for alternative sources of funding.
- Create a newsletter showing when grants are available, and the time frame for submission of application.
- Conduct grant workshops
- Aid counties with limited staffing resources.
- Petition the state to change funding requirements for distressed counties.
- Simplify the application process.

**Implementation:**

Short-term

- Create a grant newsletter/website, which show what grants are presently available, what the requirements are, and the time frame for submission.
- Continue with efforts to persuade to change requirements for distressed counties.

Intermediate-term

- Conduct grant workshops in counties with limited staffing resources.
- Actively seek out new sources of funds.

Long-term

- Have funding agencies give preference toward distressed counties.

**ENHANCE TOURISM**

---

**Objective:** To enhance the natural and scenic qualities of the region so that it is a pleasurable experience to both the tourist and the native.

**Strengths and Weakness:**

- Tourism is becoming a major source of employment and revenue in the region.
- Tourism is seen by some as not a true economic development activity.
- Tourism and traditional economic development are not always compatible.
- The financial effect of tourism on a community is more subtle than traditional sectors of employment.
- What tourists' value and what local value is not necessarily the same thing.

- Support for tourist based economic development does not exist at the local or state level.
- Clashes exist between agencies responsible for protecting natural/historical qualities and agencies responsible for promoting economic development.

**Strategies:**

- Areas of historical and cultural significance need to be identified and marketed.
- Scenic Byways should be designated to protect and preserve the natural integrity of the state highways.
- Scenic Waterways should be designated to protect and preserve the views from the rivers.
- Historic structures such as lock houses and covered bridges need to be protected.
- Local leaders need to learn just how much revenue is brought into the region by tourists, and what the multiplier effect of those dollars has.
- Hotels, Restaurants, and Bed and Breakfasts need to network together in order to provide better service to the visitor.

**Implementation:**

Short-term

- Create Scenic Byways and Waterways.
- Identify and market the local historical, cultural, natural, and recreational aspects of the region to tourists and to residents.
- Protect historic structures.
- Improve the working relationships between agencies responsible for economic development and natural/historic resources.

Intermediate-term

- Demonstrate to the local leaders exactly how much tourism effects their local economy.
- Encourage city beautification.
- Create trade shows that tout the benefits eco-tourism.



- Encourage networking between local natural attractions and local businesses that cater to outdoor activities.

Long-term

- Foster downtown revitalization projects.
- Create a regional position to market the natural qualities and the recreational potential of the region and the businesses that cater to them.

**ASSIST BUSINESS TO STAY AND GROW**

---

**Objective:** Increase and improve the number and quality of new jobs in the region, while retaining existing jobs.

**Strengths and Weakness:**

- The region needs to increase the job skills, especially in the hi-tech industries.
- Abundant natural resources of the area provide good raw materials for a number of resource intensive industries.
- Industry necessities such as water and sewer availability must be improved and expanded in order to keep and lure business to the region.
- Schools and overall quality of life are key to the location of a business. The region must either improve or give the impression of improving.
- The region is known for a strong work ethic, but limited job skills.
- The topography of the region is restrictive to business expansion.
- The focus has been, to this point only on traditional forms of economic development. Floriculture and eco-tourism need to be considered when assisting local industries.

**Strategies:**

- Increase emphasis on hi-tech education in regional community colleges and vocational schools.
- Consider non-conventional forms of economic development and non-conventional methods of assistance.
- Expand water and sewer capacity to meet the needs of heavy industries.
- Regular meeting should be held between local economic development officials and local businesses and industries leaders in order to identify needs and problems of the companies.

- As a result of these meetings, strategic planning can be used to meet the short-term needs of the industries, insuring their continued existence.

**Implementation:**

Short-term

- Advertise the Revolving Loan Fund programs to local businesses.
- Help companies with exporting their products to foreign markets.

Intermediate-term

- Meet regularly with local industries to see what their needs are and how they can be addressed.
- Create database of industrial parks in the region.
- Create database of available industrial buildings in the region.
- Foster non-conventional forms of economic development.
- Use the internet to market the regions industrial site and available industrial buildings.

Long-term

- Increase the technical training of the labor force.
- Create new industrial sites.
- Improve the infrastructure so that goods and services may flow more freely.
- Improve the telecommunication capabilities of the region.

**INCREASE PLANNING EFFORTS**

---

**Objective:** Increase and improve the planning efforts in the region. Also to create working documents that serve as guide for a community's development rather than papers that gather dust upon the shelf.

**Strengths and Weakness:**

- Planning is not seen as anything more than an academic exercise.
- There is little to no funding for communities to conduct a planning study.
- Once plans are completed, they are not implemented.

- There is lack of planning professionals in the region.

**Strategies:**

- Increase awareness of the benefits of planning.
- Assist communities to prioritize project.
- Make planning assistance available to communities with limited staffing resources.
- Search for funding of planning efforts.
- Increase the pool of planning professionals in the region.

**Implementation:**

Short-term

- Create taskforces in counties in order to prioritize projects to make best use of resources.
- Increase awareness of planning.

Intermediate-term

- Encourage communities to create master plans.
- See that existing plans are implemented.

Long-term

- Increase the number of professional planners.
- Find funding for planning projects.

## **IMPLEMENTATION PLAN**

All communities work within the constraints of limited time and resources. However, communities need to allocate resources to various programs and projects to achieve the area development strategies. This section deals with the implementation stage of planning, and the identification of activities, projects, and programs that will begin in fiscal year 2003.

### **2003 CEDS Projects**

The BH-HVRDD staff has been maintaining a continuing dialogue with local communities to address local priorities and projects. During the summer of 2003, the planning staff mailed project surveys to the county and local governments, chambers of commerce, community improvement corporations, and economic development professionals.

The CEDS survey requested the local communities to list projects that are expected to be developed and implemented in the next several years. See Table 6.1 for a listing of these projects.

### **Project Prioritization Criteria**

The project list received from the survey ranged from extending water and sewer lines to building new roads. The project prioritization criteria, listed in Appendix C, is designed to: evaluate the major economic development projects from a regional perspective and maximized objectivity.

As Table 6.2 illustrates, all projects are ranked according to: job creation and/or retention; the scope of the project; the project's relationship to the goals of the CEDS; the project's effect upon the environment; and if the project is in a distressed county.

The purpose of this prioritization process is not only to provide EDA with a list of prioritized projects, but also to allow local input in the process of developing programs that will have the greatest economic impact.

**Table 6.1  
CEDS Projects**

Political Entity	Project	Jobs Created or Retained	Scope of Project	Goal Relationship	Environmental Impact	Distress Level
<b>Regional</b>						
	Appalachian Flood Risk Reduction Program	Existing jobs enhanced	Long Term	Directly tied to goals	Beneficial	Yes
<b>Multi County</b>						
	Enterprise Facilitation Program	Create new jobs	Long Term	Directly tied to goals	No Significant Impact	Yes
<b>Athens County</b>						
	Albany, Nelsonville, Guysville Bikeways	Not Applicable	Short Term	Somewhat Related	Beneficial	Yes
<b>Athens County</b>						
	Buchtel Sidewalks and Curbs	Existing jobs enhanced	Short Term	Somewhat related goals	No Significant Impact	Yes
<b>Athens County</b>						
	Industrial Park Expansion	Create new jobs	Long Term	Directly tied to goals	No significant impact	Yes
<b>Athens County</b>						
	Industrial Park Connector	Create new jobs	Long Term	Directly tied to goals	No significant impact	Yes
<b>Athens County</b>						
	Stream Bank Protection	Existing jobs enhanced	Intermediate Term	Directly tied to goals	Beneficial	Yes

<b>Athens County</b>						
Political Entity	Project	Jobs Created or Retained	Scope of Project	Goal Relationship	Environmental Impact	Distress Level
<b>Athens County</b>						
	Albany Sanitary Sewer Extension	Existing jobs enhanced	Long Term	Directly tied to goals	Beneficial	Yes
<b>Athens County</b>						
	Nelsonville Business Incubator	Creation of New Jobs	Long Term	Directly tied to goals	Beneficial	Yes
<b>Athens County</b>						
	Chauncey Water Line Replacement	Not applicable	Intermediate Term	Directly tied to goals	Beneficial	Yes
<b>Athens County</b>						
	Chauncey Water and Sewer Extension	Existing jobs enhanced	Intermediate Term	Directly tied to goals	Beneficial	Yes
<b>Hocking County</b>						
	Hocking Multi Tennant Building	Creation of New Jobs	Intermediate Term	Directly tied to goals	No significant impact	No
<b>Hocking County</b>						
	Logan City Link Express	Creation of new jobs	Short Term	Somewhat related to goals	No significant impact	No
<b>Hocking County</b>						
	Logan WW Sludge Retention Improvements	Creation of New Jobs	Long Term	Directly Tied to Goals	Beneficial	No
<b>Hocking County</b>						
	Sewer Extension to new school	Existing Jobs	Long Term	Somewhat	Beneficial	No

	Enhanced	related to goals
--	----------	------------------

<b>Hocking County</b>						
Comprehensive Plan Update	Creation of New Jobs	Long Term	Directly tied to goals	No significant Impact	No	
<b>Hocking County</b>						
Gas Line Extension to New Industrial Park	Creation of New Jobs	Long Term	Directly tied to goals	No significant Impact	No	
<b>Hocking County</b>						
Logan Water and Sewer Extension	Existing jobs enhanced	Short Term	Directly tied to goals	Beneficial	No	
<b>Hocking County</b>						
Logan Parking garage	Existing jobs enhanced	Short Term	Somewhat related to goals	No significant impact	No	
<b>Meigs County</b>						
Meigs Multi Tennant Building	Creation of new jobs	Intermediate	Directly tied to goals	No Significant Impact	Yes	
<b>Meigs County</b>						
Middleport Trans. Loading Facility	Creation of new jobs	Long Term	Directly tied to goals	No Significant Impact	Yes	
<b>Meigs County</b>						
Assisted Living Facility	Creation of new jobs	Intermediate	Indirectly tied to goals	No Significant Impact	Yes	



<b>Meigs County</b>						
	Rural Health Clinic	Creation of new jobs	Long Term	Directly tied to goals	No Significant Impact	Yes
<b>Monroe County</b>						
	Industrial Park Infrastructure Upgrade	Creation of new jobs	Long Term	Directly tied to goals	Beneficial	Yes
<b>Monroe County</b>						
	SR 78 Sewer Line Extension	Creation of new Jobs	Long Term	Directly tied to goals	No Significant Impact	Yes
<b>Monroe County</b>						
	Water and Sewer Extension	Existing jobs enhanced	Long Term	Directly tied to goals	Beneficial	Yes
<b>Monroe County</b>						
	Business Incubator	Creation of new jobs	Long Term	Directly tied to goals	No significant impact	Yes

Political Entity	Project	Jobs Created or Retained	Scope of Project	Goal Relationship	Environmental Impact	Distress Level
<b>Monroe County</b>						
	Industrial Park Multi-Tenant Building	Creation of new jobs	Long Term	Directly tied to goals	No significant impact	Yes
<b>Monroe County</b>						
	Malaga- Sewer Extension	Existing jobs enhanced	Long Term	Directly tied to goals	Beneficial	Yes
<b>Monroe County</b>						
	Woodsfield- Monroe Theater Restoration	Creation of new jobs	Long Term	Directly tied to goals	No significant impact	Yes
<b>Morgan County</b>						
	Malta Water Storage Tank Replacement	Not Applicable	Intermediate Term	Somewhat Related to goals	No Significant Impact	Yes
<b>Morgan County</b>						
	Malta Goins Park Improvements	Not Applicable	Short Term	Not Related to Goals	No Significant Impact	Yes
<b>Noble County</b>						
	Industrial Park	Creation of new jobs	Long Term	Directly tied to goals	No significant impact	No
<b>Noble County</b>						
	Caldwell-Belle Valley Sewer Extension	Existing jobs enhanced	Long Term	Directly tied to goals	Beneficial	No
	Caldwell-Tri-County Water Interconnection	Not Applicable	Long Term	Indirectly tied to goals	No significant impact	No

Political Entity	Project	Jobs Created or Retained	Scope of Project	Goal Relationship	Environmental Impact	Distress Level
<b>Perry County</b>						
	Shawnee Water Storage Tank	Not Applicable	Intermediate Term	Somewhat related to Goals	No Significant impact	Yes
<b>Perry County</b>						
	New Lex Water Tank	Existing Jobs Enhanced	Intermediate Term	Somewhat Related to Goals	No significant Impact	No
<b>Perry County</b>						
	New Lex WWTP Improvements	Existing jobs enhanced	Long Term	Directly Related to Goals	Beneficial	No
<b>Perry County</b>						
	City of New Lex Waste Water Treatment Building	Existing jobs enhanced	Short Term	Somewhat related to goals	No significant impact	No
<b>Perry County</b>						
	City of New Lex Fire Hydrant Replacement	Not Applicable	Short Term	Somewhat related to goals	Beneficial	No

Political Entity	Project	Jobs Created or Retained	Scope of Project	Goal Relationship	Environmental Impact	Distress Level
<b>Perry County</b>						
	City of New Lex Playground Equipment	Not Applicable	Short Term	Not related to goals	No significant impact	No
<b>Washington County</b>						
	Washington State Community College - Training Facility	Expanding existing job opportunities	Long Term	Somewhat related to goals	No significant impact	No
<b>Washington County</b>						
	4-H Camp Facilities Upgrade	Not Applicable	Short Term	Somewhat related to goals	No significant impact	No
<b>Washington County</b>						
	Community Kitchen Incubator	Creation of New Jobs	Long Term	Directly tied to goals	No significant impact	No
<b>Washington County</b>						
	Equipment for Vocational School	Not Applicable	Short Term	Somewhat related to goals	No significant impact	No
<b>Washington County</b>						
	Broad Band Communication Access	Expanding existing job opportunities	Long Term	Directly tied to goals	No significant impact	No
<b>Washington County</b>						
	CR-10 Water Line Extension	Existing jobs enhances	Long Term	Directly tied to goals	Beneficial	No

Political Entity	Project	Jobs Created or Retained	Scope of Project	Goal Relationship	Environmental Impact	Distress Level
<b>Washington County</b>						
	Marietta Parking Garage	Enhance Existing Jobs	Short Term	Somewhat Related to Goals	No Significant Impact	No
<b>Washington County</b>						
	CR 10 Water Line Extention	Creation of New Jobs	Long Term	Directly tied to Goals	No significant impact	No
<b>Washington County</b>						
	North Muskingum Bridge Project	Not Applicable	Long Term	Directly tied to goals	No significant impact	No
<b>Washington County</b>						
	State Route 7 (East) Improvement	Existing jobs enhanced	Long term	Somewhat related to goals	No significant impact	No
<b>Washington County</b>						
	Corridor D Relocation	Not Applicable	Long term	Somewhat related to goals	No significant impact	No
<b>Washington County</b>						
	Business Incubator Development	Creation of new jobs	Long term	Directly tied to goals	No significant impact	No
<b>Washington County</b>						
	Marietta Memorial Hospital Expansion	Expanding existing job opportunities	Long term	Somewhat related to goals	No significant impact	No
	Highland Ridge Water Line Extension	Existing jobs enhanced	Short term	Directly tied to goals	Beneficial	No

Political Entity	Project	Jobs Created or Retained	Scope of Project	Goal Relationship	Environmental Impact	Distress Level
<b>Washington County</b>						
	Tri-County Water Line Extension	Existing jobs enhanced	Short term	Directly tied to goals	Beneficial	No
<b>Washington County</b>						
	Reno Sewer System Improvements	Existing jobs enhanced	Intermediate term	Directly tied to goals	Beneficial	No
<b>Washington County</b>						
	Devola Sewer System Upgrade	Existing jobs enhanced	Intermediate term	Directly tied to goals	Beneficial	No
<b>Washington County</b>						
	Wingett Run Campground Expansion	Existing jobs enhanced	Short term	Directly tied to goals	No significant impact	No
<b>Washington County</b>						
	Kinderhook Trail Improvement	Not Applicable	Short term	Directly tied to goals	No significant impact	No
<b>Washington County</b>						
	Duck Creek Flood Mitigation	Not Applicable	Long term	Somewhat related to goals	Beneficial	No
<b>Washington County</b>						
	Marietta Community Recreation	Existing jobs enhanced	Short term	Directly tied to goals	No significant impact	No

Political Entity	Project	Jobs Created or Retained	Scope of Project	Goal Relationship	Environmental Impact	Distress Level
<b>Washington County</b>						
	Little Hocking Area Sewer System Improvements	Existing jobs enhanced	Long term	Directly tied to goals	Beneficial	No
<b>Washington County</b>						
	Frontier Local School Improvements	Existing jobs enhanced	Intermediate term	Not related to goals	No significant impact	No
<b>Washington County</b>						
	Matamoras Riverfront Park	Not Applicable	Short term	Directly tied to goals	Beneficial	No
<b>Washington County</b>						
	Lowell-Buell Island Improvements	Not Applicable	Long term	Somewhat related to goals	No significant impact	No
<b>Washington County</b>						
	Bartlett Sewer Project	Existing jobs enhanced	Long term	Directly tied to goals	Beneficial	No
<b>Washington County</b>						
	Salem Liberty Gymnasium Improvements	Not Applicable	Short term	Somewhat related to goals	No significant impact	No
<b>Washington County</b>						
	Belpre Water Storage Improvement	Existing jobs enhanced	Long term	Directly tied to goals	No significant impact	No

Political Entity	Project	Jobs Created or Retained	Scope of Project	Goal Relationship	Environmental Impact	Distress Level
<b>Washington County</b>						
	Belpre Riverfront and Civitan Park Improvements	Not Applicable	Short term	Directly tied to goals	Beneficial	No
<b>Washington County</b>						
	Marietta Riverfront Beautification	Not Applicable	Short term	Directly tied to goals	Beneficial	No
<b>Washington County</b>						
	Matamoras Walking Trail	Not Applicable	Short term	Directly tied to goals	Beneficial	No
<b>Washington County</b>						
	Beverly Recreation Improvements	Not Applicable	Short term	Directly tied to goals	Beneficial	No



**Table 6.2**  
Final Project List

Project Ranking

	<b>Jobs Created or Retained</b>	<b>Scope of Project</b>	<b>Goal Relationship</b>	<b>Environmental Impact</b>	<b>Distress Level</b>	<b>Total</b>
<b>1</b>	Athens County – Nelsonville Business Incubator					
	20	20	20	20	10	90
	Monroe County - Business Incubator					
	20	20	20	20	10	90
	Monroe County - Industrial Park Infrastructure Upgrade					
	20	20	20	20	10	90
<b>2</b>	Multi-County - Enterprise Facilitation Program					
	20	20	20	10	10	80
	Regional – Appalachian Flood Risk Reduction Initiative					
	20	20	20	10	10	80
	Athens County – Industrial Park Expansion					
	20	20	20	10	10	80
	Athens County - Industrial Park Connector					
	20	20	20	10	10	80
	Meigs County - Multi Tennant Bldg.					
	20	20	20	10	10	80
	Meigs County - Middleport Trans. Loading Facility					
	20	20	20	10	10	80
	Meigs County - Rural Health Clinic					
	20	20	20	10	10	80
	Monroe County - Industrial Park Multi-Tenant Building					
	20	20	20	10	10	80
	Monroe County - Monroe Theater Restoration					
	20	20	20	10	10	80
	Noble County - Sewer Extension					
	20	20	20	20	0	80
<b>3</b>	Athens County - Water Line Replacement					
	5	20	20	20	10	75
	Meigs County - Assisted Living Facility					
	20	20	15	10	10	75

	Monroe County - Water and Sewer Extension	5	20	20	20	10	75
	Monroe County - Sewer Extension	5	20	20	20	10	75
	Noble County - Caldwell/Tri-County Water Interconnect	5	20	20	20	10	75
<b>4</b>	Athens County - Stream Bank Protection	5	15	20	20	10	70
	Athens County - Water and Sewer Extension	5	15	20	20	10	70
	Hocking County - Multi-Tenant Bldg	20	20	20	10	0	70
	Noble County - Industrial Park	20	20	20	10	0	70
	Washington County - Community Kitchen Incubator	20	20	20	10	0	70
	Washington County - Business Incubator Development	20	20	20	10	0	70
<b>5</b>	Washington County - Broad Band Communication Access	15	20	20	10	0	65
	Washington County - CR-10 Water Line Extension	5	20	20	20	0	65
	Washington County - Little Hocking Area Sewer System Improvements	5	20	20	20	0	65
	Washington County - Bartlett Sewer Project	5	20	20	20	0	65
<b>6</b>	Washington County - Washington State Community College -Training Facility	15	20	15	10	0	60
	Washington County - Marietta Memorial Hospital Expansion	15	20	15	10	0	60
	Washington County - Reno Sewer System Improvements	5	15	20	20	0	60
	Washington County - Devola Sewer System Upgrade	5	15	20	20	0	60
<b>7</b>	Washington County - Duck Creek Flood Mitigation	0	20	15	20	0	55
	Washington County - Belpre Water Storage Improvement	5	20	20	10	0	55

<b>8</b>	Hocking County - City Link Express	20	5	15	10	0	50
	Hocking County - Water and Sewer Extension	5	5	20	20	0	50
	Washington County - North Muskingum Bridge Project	0	20	20	10	0	50
	Washington County - State Route 7 (East) Improvement	5	20	15	10	0	50
	Washington County - Highland Ridge Water Line Extension	5	5	20	20	0	50
	Washington County - Tri-County Water Line Extension	5	5	20	20	0	50
<b>9</b>	Washington County - Corridor D Relocation	0	20	15	10	0	45
	Washington County - Matamoras Riverfront Park	0	5	20	20	0	45
	Washington County - Lowell-Buell Island Improvements	0	20	15	10	0	45
	Washington County - Belpre Riverfront and Civitan Park Improvements	0	5	20	20	0	45
	Washington County - Marietta Riverfront Beautification	0	5	20	20	0	45
	Washington County - Matamoras Walking Trail	0	5	20	20	0	45
	Washington County - Beverly Recreation Improvements	0	5	20	20	0	45
<b>10</b>	Perry County - Fire Hydrant Replacement	0	5	15	20	0	40
	Washington Count - Wingett Run Campground Expansion	5	5	20	10	0	40
	Washington County - Marietta Community Recreation	5	5	20	10	0	40
<b>11</b>	Hocking County - Parking Garage	5	5	15	10	0	35
	Perry County - WasteWater Treatment Building	5	5	15	10	0	35
	Washington County - Kinderhook Trail Improvement	0	5	20	10	0	35

	Washington County - Frontier Local School Improvements					
	5	15	5	10	0	35
<b>12</b>	Washington Count - 4-H Camp Facilities Upgrade					
	0	5	15	10	0	30
	Washington County - Equipment for Vocational School					
	0	5	15	10	0	30
	Washington County - Salem Liberty Gymnasium Improvements					
	0	5	15	10	0	30
<b>13</b>	Perry County - Playground Equipment					
	0	5	5	10	0	20

## PLANNING PROGRAMS AND ACTIVITIES

### **Comprehensive Economic Development Strategy (CEDS) Update**

The staff will update the Comprehensive Economic Development Strategy. This process involves the creation of a CEDS advisory committee, the evaluation of trends in demographics and economics, the formulation of goals and action to meet those goals, and identify projects for the next year.

***Expected Result:*** A document that will guide economic development efforts for the next year.

### **Comprehensive Planning**

The staff has been working with a number of communities and counties in the region to encourage the benefits of planning. The staff will supply support and technical assistance to communities who wish to prepare a comprehensive plan.

#### ***Washington County***

The staff attended meetings with local leaders and a citizen action group in Washington County in an effort to create a land-use plan. The County Commissioners have assembled a Steering Committee to work with and advise consultants in formulating a Comprehensive Land Use Plan for the county.

***Expected Result:*** A new land use plan for Washington County will be created.

### **Countywide Prioritization**

Buckeye Hills staff continues to meet with counties to discuss a strategy for developing a countywide prioritization methodology for water and sewer projects. The intent is to develop a countywide needs list based on actual conditions in the communities rather than a funding list that is driven by program requirements. This process enables county officials to give legislators and funding agency representatives an impression of broad and consistent support for a given project. Noble County has been successful in establishing a local committee that has developed a needs list and continues to update these priorities and present them to the county commissioners. Buckeye Hills is assisting Perry County in beginning the process of developing a mechanism for determining and establishing countywide priorities. Buckeye Hills will continue to promote this process throughout the region.

**Expected Result:** Continue to use this process as an example and model for the other counties in our region.

### **State Planning Program**

The state planning grant program offered through the Governor's Office of Appalachia has provided funding for fifteen communities, and is in the process of approving funding for four more. This program has provided \$5,000-\$10,000 dollars for communities to plan improvements for their communities and build the civic capacity required to be in the position to apply for and implement projects.

**Expected Result:** Continue enabling communities to identify the resources, develop the capacity, and obtain the information necessary to apply for financial assistance for public improvement projects.

### **Home Sewage Treatment System Improvements**

Buckeye Hills will assist Morgan County in conducting a county-wide evaluation of home sewage treatment systems and developing a plan to insure the proper operation of these systems in order to protect the public health.

**Expected Result:** A countywide system for the identification, inventory, and correction of improperly located, poorly maintained and malfunctioning home sewage disposal systems.

### **Water/Sewer Project Status Website**

Buckeye Hills is working with OMEGA, OVRDC, OWDA, and GOA to develop a website to record and maintain the status of water and sewer projects throughout Appalachian Ohio. The Local Development Districts will be responsible for updating the status of projects in their respective regions on a regular basis. The purpose of the site is to keep public agencies updated on the current status of projects; display examples of funded projects to inform potential applicants on requirements for securing funding; and to assist in identifying communities that have immediate infrastructure needs, but inadequate resources to pursue funding.

**Expected Result:** A website that serves as a useful informational tool on water and sewer needs and projects for applicants, public agencies and legislators.

### **Caldwell/Tri-County Water Project**

Serious discussion is continuing over the best method of providing additional water to Noble County. A feasibility study was completed that investigated four alternative routes in connecting Caldwell to Tri-County Rural Water and

Sewer District. The Caldwell/Tri-County connection is still only one option among several.

**Expected Result:** Decision as to the best method of supplying additional water to Noble County.

### **Sustainable Development**

The State of Ohio has been encouraging counties and local municipalities to implement sustainable development practices in their communities in their communities. Buckeye Hills staff will continue to provide support and technical assistance to communities preparing to implement these practices. One method of providing this technical assistance will be in the form of the Comprehensive Economic Development Strategy (CEDS). As part of the CEDS document, sustainable indicators will gradually supplement, and in some cases replace, traditional indicators. Watershed areas will be used as a geographical and informational context from which to assess issues and needs, and evaluate the scope of impact and quality of potential projects. The sustainable indicators and wetland area information provided in the CEDS will be offered in a Geographic Information Systems (GIS) format to local officials to inform and assist decision-making.

**Expected Result:** That local leaders are enabled to make better-informed decisions by having access to information that provides them with a better understanding of the environmental, social, cultural, and economic conditions in and around their communities, and of the resources available to them.

### **Community Facility Survey**

The staff will contact local leaders; community officials and service providers in order to create a document that will show what facilities exist in the region.

**Expected Result:** A document showing: the transportation; utility; media; education; community safety; water; and sewer systems in the eight counties and the fifty two communities.

### **Water and Sewer Mapping**

The Buckeye Hills- Hocking Valley Regional Development District will compile a map showing the coverage areas of local public water service providers and their lines in the Buckeye Hills region.

**Expected Result:** The resulting document will serve as a tool to graphically show where waterlines exist in our region, as well as show us where there are gaps of service that need to be focused on in the near future.

### **Business Promotional Development**

This activity allows Buckeye Hills- Hocking Valley Regional Development District to assist local businesses/ entrepreneurs in improving the presentation of any business plans, marketing plans or marketing studies they may be using in order to attract new business to the area. This assistance may also be used to improve such presentations to attract local banking interests or other pre-established businesses.

***Expected Result:*** The goal of this activity is to aid local business both established and new, to attract other business/ banking interests to the area.

### **Travel and Tourism**

The staff will provide support and technical assistance to communities preparing plans concerning travel and tourism and the Scenic Byway Program. Support and technical assistance can involve demographic analysis, the holding of public meeting, photography, and assistance in grant applications, and other planning activities.

***Expected Result:*** A plan that will help to promote travel and tourism in the region.

### **Data Center**

The Data Center provides demographic and economic data to public and private entities. This data is requested for any number of reasons, such as preparing grant applications or writing media reports. Staff receives most current data from the state data center in both print and electronic formats, and use this vast information system to help keep the people in the region informed.

***Expected Result:*** The dissemination of demographic and economic data including: population, housing characteristics, labor force, and other economic characteristics. The production of census maps for specific community and business applications. The preparation of reports depicting area-wide community characteristics.

### **Geographical Information Systems**

The staff at Buckeye Hills had been utilizing a geographical information system using MapInfo, Professional. Buckeye Hills has recently purchased Arc View in order to have a more capable and up-to-date system with which to provide information and services to organizations throughout our region. The staff will: attend training courses on Arc View; visit other agencies that are utilizing Arc View so Buckeye Hills can complement the information services currently available in the region; experiment with various information formats that can best inform decision-makers throughout the region



**Expected Result:** A faster, more accurate, and more versatile geographic information system to better serve the community.

### **Business and Technical Assistance**

Staff provides assistance to local businesses and industries. As an Ohio Area Clearinghouse, on-going assistance will be provided to officials and agencies in the District by reviewing and receiving comments on projects being completed throughout the region. The review will be completed in accordance with State Clearinghouse regulations.

**Expected Result:** Keep communities informed about what activities are taking place.

### **Marketing**

Staff markets the region's industrial potential to businesses in order to attract them into expanding into the region. Buckeye Hills will develop a structured program to market business in an effort to increase business expansion into the region. Buckeye Hills will establish a marketing strategy that will target key growth industries and introduce them to the benefits of the region. The staff will work with various consultants to develop a marketing and communication program directed at well researched companies. Buckeye Hills will utilize the [www.seovirtual.com](http://www.seovirtual.com) web site to promote the areas available industrial sites. This website will establish Buckeye Hills' presence on the internet and give the region greater expose to companies throughout the world.

**Expected Result:** Increased awareness of the region by industry and increased interest in business expansion into the region.

## COMMUNITY & ECONOMIC DEVELOPMENT ACTIVITIES

### **Appalachian Junior Achievement Program**

The Community and Economic Development staff will continue to participate in the Junior Achievement Program. Members of the BH-HVRDD staff will continue to work toward the goal of developing in young people: the desire to stay in school, an appreciation for lifelong learning, a sense of family and community that encourages positive behavior, and a positive work ethic that will enable them to contribute to and compete in the modern workplace. The staff will endeavor to pursue other funding alternatives to assist in keeping this program active in the Appalachian region.

***Expected Result:*** The Junior Achievement program will ensure that a higher percentage of fifth grade students in the eight county district pass the Fourth Grade Proficiency Test.

### **Monroe County Multi-Tenant Facility**

Development staff will continue to assist the Monroe County Commissioners, Office of Economic Development, and Community Improvement Corporation in administering EDA funds for the construction of a Multi-Tenant Facility to be housed in the Monroe Commerce Park.

***Expected Result:*** Creation of 175 – 250 jobs

### **Meigs Multi-Tenant Facility**

The Meigs County CIC is seeking grant funds to renovate the former Midwest Steel Building in Pomeroy into a multi-tenant facility. A 31,200 square foot building and a 20,00 square foot building will be renovated to three spaces suitable for light manufacturing, order fulfillment, or a similar business. The estimated cost of the project is 1.2 million dollars. The CIC will seek \$740,000 from EDA, \$240,000 from ARC, and will provide \$240,000 in local match.

***Expected Result:*** It is estimate that this project will create 100 jobs over a three-year period.

### **Hocking Multi-Tenant Building**

The Hocking County Commissioners are planning to apply to EDA for funding to assist in constructing a multi-tenant building to house three or more businesses. The project is in the initial stages of development.

***Expected Result:*** Creation of 100-200 jobs in Hocking County.

### **Ludovici Roof Tile**

Ludovici Roof Tile is a company located just outside the city of New Lexington in Perry County. This company uses water in its production of roof tiles. The water is currently supplied from wells that are contaminated with sulfur. This water must be treated by the company before it can be used throughout the production cycle. The cost, time, and labor required to treat this water is detrimental to the company's ability to efficiently manufacture its product. Buckeye Hills is in the preliminary stages of assisting Ludovici and the county commissioners in applying for CDBG Economic Development Program funding to assist in financing a ¾ mile water line to hook into New Lexington's water system.

***Expected Result:*** A cost efficient and clean water supply to be utilized by Ludovici in the manufacture of roof tiles.

### **Ohio University Innovation Center**

The staff will continue to assist the Ohio University in securing funding for the construction of an Ohio University Innovation Center.

***Expected Results:*** Construct an incubator facility to support the creation of start-up businesses in southeastern Ohio.

### **Village of Chauncey Water Distribution System Improvements**

The Development staff will assist in securing funding from the Appalachian Regional Commission for the Village of Chauncey Water Distribution Project. The benefits associated with this project, include the elimination of a financial burden to the Village and residents; reduction of operational/maintenance costs; a system that promotes the protection of health, safety, and welfare of its citizens; and the elimination of unaccountable treated water to the Village, and improved fire protection.

***Expected Result:*** Replacement and upgrade of existing water system to improve ability to serve potable water to customers and to improve dangerously low fire flows.

### **Newport Water Project**

The Community Development staff will continue to assist the Newport Water and Sewer District in administering CDBG Water and Sewer Grant received for the extension of water mains along State Route 7, north, east, and west of the existing Newport Water Sewer District water system. The purpose of this project is to provide public water service to residences, businesses, and

a high school, which have experienced problems with their private water supplies. Frontier High School, with a staff and student population of approximately 350, has been required by the Ohio Environmental Protection Agency (Ohio EPA) to cease drawing water from their well due to the presence of excessive lead and copper in their drinking water. The project includes construction of a 183,000-gallon water tank, installation of 99,000 feet of water main, and construction of a water well.

Construction has already begun and is expected to be complete January 2003.

***Expected Result:*** Provide approximately 220 households and a high school with potable water and to improve the existing water system to accommodate future growth of the area.

#### **Grandview Township Water/Sewer Project**

Buckeye Hills will assist the Washington County Commissioners in applying for CDBG Water and Sewer Grant on behalf of Grandview Township. The application for CDBG Water and Sewer is due in September 2002. The project will extend water and sewer lines to Grandview Township residents creating a safe water supply and allowing for proper sewage disposal. The engineers cost estimates is being completed.

***Expected Result:*** Provision of adequate water and sewer services to residents of Grandview Township.

#### **Highland Ridge Water Project**

Buckeye Hills will assist the Washington County Commissioners and the Highland Ridge Water and Sewer Association in securing funding for a water system upgrade project in Washington County. The project involves the upgrading of the entire water system. The upgrade of the water system is needed because Warren Water & Sewer Association, the bulk water supplier to Highland Ridge, is upgrading their water system to sustain its services and assure quality service to Highland Ridge.

***Expected Result:*** Highland Ridge will be able to continue to purchase bulk water from Warren Water & Sewer Association to serve it's 980 residential customers.

#### **Tri-County Water Project**

Buckeye Hills will assist the Washington County Commissioners in applying for CDBG Water and Sewer Grant on behalf of Tri-County Water and Sewer District. The application for CDBG Water and Sewer is due in September 2002. The project will extend water lines into Adams and Watertown Townships creating a

safe water supply to the residents. The cost of this project is estimated at \$631,640. The project involves 12.4 miles of water line and services approximately 47 homes. The service area is made up of County roads 60 and 4. This project will promote a positive community growth, which is needed to attract residents and businesses to the area.

***Expected Result:*** Provision of adequate water supply to 47 residential customers.

#### **Monroe Water Systems Fly Extension**

Development staff will continue to provide assistance to Monroe Water Systems in securing funding for the Monroe Water Systems Fly Extension project.

***Expected Result:*** The system will provide safe reliable drinking water to 270 residential customers, and four food services businesses in Benton, Jackson, and Monroe Townships.

#### **Marietta Industrial Enterprises Waterline Project**

Development staff have met with representatives of the Ohio Department of Development, the local Economic Development Office and the Washington County Commissioners to discuss applying for CDBG – Economic Development funding for construction of a waterline extension to service Marietta Industrial Enterprises and various small businesses. This project will result in the ability of MIE to expand their operation and create 20 jobs. Estimated total cost of the project is \$193,000. Staff will continue to pursue funding for the project. The project remains a priority, however funding has not been decided.

***Expected Result:*** Creation of 20 jobs.

#### **Village of Clarington Water Project**

Buckeye Hills will assist in the implementation of a project that involves the repair and upgrading of a water system that serves 170 residents and 20 businesses in the Village of Clarington, and 490 customers throughout the Switzer Water Association area. This project will also improve dangerously low fire flows. The project is currently under construction and will be completed in late summer of 2002. CDBG Water and Sewer, Appalachian Regional Commission, Ohio Department of Development Formula, and Ohio Public Works Commission funds are assisting in financing this project.

**Expected Result:** Replacement and upgrade of existing water system to improve ability to serve potable water to customers and to improve dangerously low fire flows.

### **Belle Valley Water Tank**

Buckeye Hills will assist in the administration of CDBG Water and Sewer Program funds to assist the Noble County Commissioners in financing the replacement of a water storage tank. The existing 100,000-gallon concrete stave tank is in a severely dilapidated condition, and is in imminent danger of failing. This tank will be replaced by a 100,000-gallon glass-lined steel ground storage tank that will serve 585 residents in Noble County. The estimated total cost is \$140,000. Ohio Great Lakes RCAP funds are also assisting in financing this project. Construction is anticipated to begin in the fall of 2002.

**Expected Result:** Replacement of the Village of Belle Valley's water tank to service the residents of Belle Valley.

### **Old Straitsville Water Project**

Buckeye Hills will assist Hocking County in administering ARC and CDBG Water and Sewer Program funding that is financing a project that includes the reconfiguration of a water system so it can adequately service approximately 920 households in Perry and Hocking Counties. This project includes the installation of approximately 3,200 linear feet of water line and a booster station. The project is anticipated to be complete in Fall 2002.

**Expected Result:** Provision of adequate water service to 920 households.

### **Chesterhill Water Project**

Development staff will continue to assist the Village of Chesterhill by administering the CDBG and ARC funds for the Chesterhill Water Project. The project is complete with only minor work remaining to be done before the project is officially completed.

**Expected Result:** Provision of water service to 30 additional customers as well as impact the 223 existing customers.

### **Rutland Township Mitigation Project**

Buckeye Hills staff will act as the Project Manager for the Rutland Township, Meigs County Hazard Mitigation Grant Program. The project involves acquisition and elevation of properties that are located in the floodplain/floodway. Funds for the project were made available by the Federal Emergency Management Agency.

***Expected Result:*** Fourteen (14) structures elevated above the flood of record and two (2) properties acquired and demolished.

### **Regional Promotion**

Buckeye Hills received funding from the Appalachian Regional Commission for an innovative pilot project to enable our most distressed counties to market their industrial sites. The web site, [www.seovirtual.com](http://www.seovirtual.com), was designed to act as an instrument to simplify the process of locating a business to the region.

The web site will serve as a database to the prospective business by housing demographics; community facilities information; industrial sites and available buildings; and professionally pre-engineered building plans. The Buckeye Hills staff will continue to work with various consultants to promote the web site nationally. Additionally, the staff will continue to work with chambers of commerce, realtors, and economic development professionals to manage and update the catalogue of available buildings and available industrial sites in the region.

Buckeye Hills has also totally rebuilt the agency website [www.buckeyehills.org](http://www.buckeyehills.org). The function of this website is to detail the programs and services Buckeye Hills has to offer as well as be yet another means

The staff of Buckeye Hills also will be creating a 'promotional packet' and 'data books' of collected statistical information that will be used in cooperation with our other promotional materials and the websites mentioned above to compliment our regional promotion efforts. Both of these items will contain various items of statistical information on topics ranging from economic statistics to the most recently released Census information.

***Expected Result:*** A web site that is nationally advertised and used by prospective businesses to promote economic growth to the region, as well as the creation, collection, and dissemination of other pertinent information that may be of interest to businesses/organizations looking to relocate to our region .

### **Formula Allocation Program**

The Community Development Department will continue to administer the 2001 CDGB Formula Program for Morgan and Washington Counties. Total grant funding for these programs is \$424,803.

#### ***Morgan County Formula – 2001***

Buckeye Hills will continue to serve as the administrator of the Morgan County Formula Program for FY'2001, assisting the grantee by assuring that all six projects comply with funding requirements, checking for compliance with all applicable state and federal regulations, participating in the bidding process for contracts and attending pre-construction conferences, completing status reports, consulting with independent auditor at time of final audit, and agreeing to reply to funding agency inquiries to the status of all activities undertaken by the Morgan County Commissioners.

#### ***Morgan County Formula – 2002***

Buckeye Hills will serve as the administrator of the Morgan County Formula Program for FY'2002, assisting the grantee by assuring that all six projects comply with funding requirements, checking for compliance with all applicable state and federal regulations, participating in the bidding process for contracts and attending pre-construction conferences, completing status reports, consulting with independent auditor at time of final audit, and agreeing to reply to funding agency inquiries to the status of all activities undertaken by the Morgan County Commissioners.

#### ***Washington County Formula – 2001***

Buckeye Hills will continue to serve as the administrator of the Washington County CDBG Formula Program for FY'2001, assisting the grantee by assuring that the six projects within Washington County, and two projects for the City of Belpre comply with funding requirements, checking for compliance with all applicable state and federal regulations, participating in the bidding process for contracts and attending pre-construction conferences, completing status reports, consulting with independent auditor at time of final audit, and agreeing to reply to funding agency inquiries to the status of all activities undertaken by the Washington County Commissioners.

#### ***Washington County Formula – 2002***

Buckeye Hills will serve as the administrator of the Washington County CDBG Formula Program for FY'2002, assisting the grantee by assuring that the six projects within Washington County, and one project for the City of Belpre comply with funding requirements, checking for compliance with all applicable state and federal regulations, participating in the bidding process for contracts and attending pre-construction conferences, completing status reports, consulting with independent auditor at time of final audit, and agreeing to reply to funding agency inquiries to the status of all activities undertaken by the Washington County Commissioners.



### **Housing Program**

The Development Department Housing Program staff will apply for the Ohio Housing Trust Fund and use the United States Department of Agriculture - Rural Housing Service and the Senior Community Services Block Grant for match in the combined amount of \$200,000 to assist low-income elderly with home repair. These grant monies will be used for housing needs that are beyond the financial and physical maintenance abilities of the elder homeowner. The program will help in accessibility and home repair needs to maintain a decent, safe and accessible environment for the homeowner.

Buckeye Hills' Housing Program will continue to update the Directory of Elderly Housing and Services in Southeastern Ohio. Surveys will be collected from known providers of elderly services. The surveys request information on the type of services and amenities available in their local area. The Housing Program will input the completed survey data into an online database and make hard copies available to all interested parties by accessing the Buckeye Hills web site and searching for the type of services the consumer has an interest in finding. These services include information on the local Senior Center locations and activities offered, assisted and independent living facilities, nursing homes, apartments and other items of local interest to senior citizens living in or interested in moving to the region.

### **State Capital Improvement/Local Transportation Improvement Program**

A Development Department staff member is the liaison for the Ohio Public Works Commission 18<sup>th</sup> District. The District includes Athens, Belmont, Hocking, Meigs, Monroe, Morgan, Muskingum, Noble, Perry, and Washington counties. The SCIP/LTIP program provides funding to counties, townships, villages, and water and sewer districts to enable them to repair or replace roads, bridges, culverts, water supply, wastewater, solid waste and storm water systems. The staff will provide technical assistance and training to assist in the completion of the SCIP/LTIP application. The staff will coordinate the activities of the various District 18 committees, which includes, but is not limited to: setting up meetings, distributing meeting notices, publishing newspaper announcements, collecting applications, rating and ranking applications, and forwarding applications to the Ohio Public Works Commission for funding or consideration for funding under the various SCIP/LTIP programs.

***Expected Result:*** Improve public infrastructure throughout the ten-county district.

## **Clean Ohio Fund**

### ***Clean Ohio Conservation Fund***

A Development Department Staff Member is the Liaison for the Ohio Public Works Commission District 18, which includes Athens, Belmont, Hocking, Meigs, Monroe, Morgan, Muskingum, Noble, Perry, and Washington counties in Southeast Ohio. The Clean Ohio Conservation fund is part of the Clean Ohio Fund and provides funds for acquiring green and open space, increasing and preserving habitat, and the preservation of riparian areas of the state. The staff member will provide technical assistance to the District 18 Natural Resources Assistance Council (NRAC) in establishing by-laws and methodology for scoring projects. The staff member will also set-up meetings, distribute meeting notices, publish newspaper announcements, and coordinate the various activities of the NRAC.

***Expected Result:*** Improve the quality of life by creating natural areas to improve wildlife habitat, water quality, and passive recreational opportunities.

### ***Clean Ohio Revitalization Fund***

The Community Development staff is the liaison for the Ohio Public Works Commission 18<sup>th</sup> District. The District includes Athens, Belmont, Hocking, Meigs, Monroe, Morgan, Muskingum, Noble, Perry, and Washington counties. The Clean Ohio- Revitalization program provides funding to local governments, port authorities, conservancy districts, non-profit organizations, and for-profit entities to enable them to acquire and clean up a brownfield, demolish existing building, upgrade infrastructure and redevelop the property. The staff will coordinate the activities of the various District 18 communities, which includes, but is not limited to: setting up meetings, distributing meeting notices, publishing newspaper announcements, collecting applications, rating and ranking applications, and forwarding applications to the Ohio Department of Development for funding.

***Expected Result:*** Improve the quality of life by acquiring and cleaning up brownfields, demolishing existing buildings, upgrading infrastructure and redeveloping the property.

## **Leadership Plenty Program**

A Development Department staff member will act as Director/Facilitator for the Pew Partnership's Leadership Plenty training program. The purpose of this program is to assist with the development of civic leaders within our communities. The facilitator will be working with Monroe County to develop civic leaders and enhance volunteerism within the community.

**Expected Result:** A community of strong civic leaders working together to improve the overall quality of life.

### **Disability Outreach & Advocacy (AT of Ohio)**

The staff will assist securing funds from the Appalachian Regional Commission for the Disability Outreach and Advocacy program that AT of Ohio is creating. The purpose of the program is to provide the tools necessary for people with disabilities to become more self-sufficient for transportation, communication, independent living, and education enhancement through the use of computers and adaptive technology. This will promote the regions workforce and improve the standard of living for people with disabilities

**Expected Result:** The project's outcomes will result in facilitating greater independent living and consumer choice for people with disabilities

### **Water and Sewer Board Member Training**

Buckeye Hills is working with the Ohio Valley Regional Development Commission, the Ohio Mid-Eastern Governments Association, the Ohio RCAP, and Ohio State University in developing a training program for water and sanitary sewer system board members. Board members will be trained in management, fiscal operations, and system operations. The three local development districts will apply for ARC Flex-E Grant Program dollars to assist in financing the development of a curriculum. Initial training sessions are anticipated to begin in the Fall of 2002.

**Expected Result:** A training program for water and sewer system board members.

### **WOUB Radio & TV - Engaging Communities Through Active Dialogue Project**

Buckeye Hills will assist WOUB Radio & TV in securing funding for the Engaging Communities Through Active Dialogue project. The project will produce a television documentary "The Ohio Company: Opening the Door West" and a radio series "This Time Around: Re-inventing Community."

**Expected Result:** Engaging community members throughout the Appalachian region into discussion about community-centered topics and encouraging participation in local community-centered activities.

### **Appalachian Community Learning Project**

Buckeye Hills' staff again participated in the ACLP program. This program, sponsored by ARC, offers communities the opportunity to present a community improvement project to ARC and GOA. ARC and GOA decide whether or not to invest \$3,000 in the project as presented. Communities are challenged to make the \$3,000 go as far as possible by identifying multiple resources and empowering people in their community to work together toward a common goal. On August 26 and 27 of 2002 two communities from the Buckeye Hills region - the Village of Middleport in Meigs County and the Village of Belle Valley in Noble County - presented their respective projects. They were both successful in securing an investment of \$3,000.

***Expected Result:*** By March 2003, Middleport and Belle Valley will reach or surpass the goals they have set for their community improvement projects.

### **Revolving Loan Fund**

The staff will continue to provide needed technical and financial assistance to small businesses and industries within the district by utilizing the agency's Revolving Loan Funds, including the Appalachian Regional Commission Revolving Loan Fund (RLF), the Distressed County ARC-RLF, the Economic Development Administration RLF and the Rural Development RLF. The staff will coordinate these programs with other state and federal funding programs as well as from financial institutions in order to provide the best combination of financial assistance for the companies. This will lead to a stronger regional economy through job creation. Staff will aggressively market the programs through the local media including television, radio and newspapers.

***Expected Result:*** Small business in the region will receive financial assistance and will, in turn, assist in creating jobs and stabilizing the local economies.

### **Trickle Up Program**

Development staff will continue acting as the local coordinator for the Trickle Up Grant Program in our region. This program will continue to provide financial assistance to the very poor or chronically unemployed of the region who wish to utilize their skills to start a business. The coordinator will continue to assist each new entrepreneur with business plan development, financial projects and grant preparations. In addition, each small business entrepreneur will receive valuable lessons in business management.

***Expected Result:*** The coordinator will target individuals in the region who wish to expand their "cottage businesses" out of their homes and wish to expand in size. Other individuals who will be the target of the program will be those meeting the poverty requirements, and being able to utilize their

skills to “reemploy” themselves after loss of their jobs. This will lead to the decrease of those dependent upon public assistance, and help individuals not able to acquire credit to build their credit ratings back up.

### **Enterprise Facilitation**

Buckeye Hills, the Ohio Valley Regional Development Commission, ACEnet, and the Foundation for Appalachia Ohio are working together to implement a strategy that will increase entrepreneurial activity by establishing a network of resources that are readily accessible to entrepreneurs interested in starting or expanding a business. The program will provide enterprise facilitators who will make initial contact with entrepreneurs and bring them into an established network of resources to include a 30-35 member local board of management formed to serve as an advisory team for entrepreneurs, the Small Business Development Center, the Local Development District’s Revolving Loan Fund Committee, and various business sector experts. The overall approach is based upon Ernesto Sirolli’s trinity of management concept. The concept is that for a business to succeed, three elements need to be managed passionately – product development, marketing, and financial management. Entrepreneurs love doing only one or two of these. This program will link the entrepreneur to the resources with the expertise he/she lacks. The Economic Development Administration has shown interest in funding portions of this project. It is anticipated that it will be a three-year process in which to obtain program self-sufficiency. The project cost is estimated at \$289,800.

***Expected Result:*** A system that provides entrepreneurs with single-point-of-contact access to all available business development resources.

### **Tourism, Natural Resources and Historic Projects**

The staff will continue to work with the district’s tourism boards to enhance tourism in the region’s economy. This will lead to indirect and direct job creation as a result of the tourist trade.

#### ***Ohio River Trails Inc.***

The staff will continue work as a Board Member with this group to coordinate tourist activities with chambers of commerce, tourism bureaus, the State of Ohio’s Travel and Tourism office, local communities and Byway’s committees.

#### ***Ohio Appalachian Task Force***

The staff will work with this group and the Ohio State Extension to begin coordinating crafters, heritage and cultural events and entrepreneurs in order to increase the awareness of the variety and rich culture of the region, thereby leading to increased sales of the region’s crafts. In addition, the staff will work with these groups to study the feasibility of creating a tourism corridor along State Route 33 from Meigs County to Hocking County in the northern portion of the District.

### ***Ohio Bicentennial***

The staff will continue to work with tourism bureaus, Bicentennial committees in each community and local artists who wish to host signature events to emphasize tourism in each community.

### **Marketing the Byway**

The staff will assist Ohio River Trails, Inc. in securing funds from Appalachian Regional Commission. The project will assist in promoting business engaged in providing services and products for travelers along the Ohio River Scenic Route.

***Expected Results:*** 150, 000 Copies of the 3-state brochure and 150,000 copies of the Ohio brochure will be produced and distributed. A web site will be developed to introduce tourists/travelers to the Ohio River Scenic Route.

### **Noble County Tourism Association**

The staff will assist the Noble County Tourism Association in securing funds from the Appalachian Regional Commission for the Maximizing State Route 78 Economies project.

***Expected Results:*** To develop the current information center into a Network of information outlets, add more business listings, pages, links, photographs and enhancements to the three county websites, develop an area map showcasing proximity to area sites and attractions to be used at the information center, continue to develop and upgrade visitors guides, utilize marketing and promotional activities such as display ads; signage; website; literature; local and regional partnership shows; site and event development; networking; and advisory board input.

### **Noble County E-911**

The staff will assist the Noble County Commissioners in securing funding from the Appalachian Regional Commission for the purchase of E 911 Equipment.

***Expected Results:*** The purchase and installation of E 911 equipment will enable the citizens of Noble County to receive life-saving emergency service.

### **Caregiver Advocacy**

Area Agency on Aging staff will continue developing a program that will address the needs of caregivers in our District. This program will allow for the caregiver to receive case management services from the AAA. This program will provide individuals the aid of a professional to assist caregivers in developing and coordinating services both formal and informal while

providing to the caregiver short-term respite options which include: Adult Day Services, Personal Care Respite, Homemaker Respite and Overnight Respite. The program will provide in-home education to caregivers and also provide counseling to caregivers on an as needed basis to those in our district. The program will serve as an information and referral source for the District.

***Expected Result:*** Allow for caregivers to more adequately care for their loved ones and to maintain them in their homes longer. To provide information to caregivers to facilitate good decision making. To assist caregivers with problem solving to decrease stress to the caregiver and empower caregivers' to continue care giving tasks thus allowing autonomy for the elderly and their caregiver's living within our District.

### **Meigs County Health Department Appalachian Dental Clinic-Year 2**

Buckeye Hills staff will continue to support the efforts of the Meigs County Health Department to provide dental services to the residents of Meigs County. Meigs County is considered a dental shortage area, and one of the poorest counties in Southeastern Ohio.

***Expected Result:*** Provision of adequate dental service to Meigs County residents

### **Meigs County Community Clinic- Community Health Center**

The staff will assist in securing funds from the Appalachian Regional Commission for the Meigs County Community Health Center Clinic.

***Expected Result:*** Three health care professionals will continue to be employed on a full-time basis as well as a full-time or part time RDH. The number of annual patient office visits will be at 2,000 or higher with unduplicated number of participants with improved health totaling at over 1,000

### **Home Health Aide Training Program**

The Area Agency on Aging, in partnership with Washington State Community College, plans to develop a curriculum for a Home Health Aide Training Program. This curriculum will address not only the fundamental aspects of Home Health as related to the elderly but also address issues related to serving clients in a rural area. It will include segments on Disease Process, Basic Health Care (blood pressure, transferring, toileting, bathing, and bed changing), sensitivity to aging, nutrition, Respecting Choices (living wills, durable medical power of attorney) death and dying, rural isolation, dealing with distant caregivers and issues as they relate to workers in rural areas (no public transportation, miles between clients, work ethics, ethics of relationships with clients and lack of centralized child care).

***Expected Result:*** Allow trainees to obtain college credit for completing the course should they desire to further their education in the health field, such as nursing or one of the therapies. This curriculum will allow trainees to receive credit on a 100 level. Once the curriculum is developed the Area Agency on Aging plans to use the curriculum to train Home Health Aides throughout the eight county area. The agency plans on partnering with home health providers in the district to employ trainees, who graduate from this program. The agency has contracts with approximately 75 providers in the eight county area at this time.



## TECHNICAL ASSISTANCE

### **Hazard Mitigation Planning**

Development staff will work with the Ohio Emergency Management Agency (OEMA) to define the agency's role in assisting communities with Hazard Mitigation Plan preparation in anticipation of FEMA's requirement that all communities wishing to apply for Hazard Mitigation funding from the federal government have an approved plan in place in order to receive funding.

***Expected Result:*** Assist communities in the District with Hazard Mitigation Plan preparation in order for them to receive funding from FEMA after a disaster strikes their community.

### **Data Center**

The Data Center provides demographic and economic data to public and private entities free of charge. Additionally, the Data Center produces bi-monthly newsletters detailing demographic trends in the region.

***Expected Result:*** The dissemination of demographic and economic data including: population, housing characteristics, labor force, and other economic characteristics. Additional services also available are the production of census maps for specific community and business applications, and the preparation of reports depicting area-wide community characteristics.

### **Geographical Information Systems**

The staff at Buckeye Hills operates a geographical information system using ArcGIS software from ESRI.

***Expected Result:*** The use of GIS allows for the combination of tabular and spatially referenced data into a format that is easily readable and understandable. The production of custom maps showing pertinent local information is an invaluable tool to the community and its leaders involved in the decision making process.

### **Intergovernmental Review**

As an Ohio Area Clearinghouse, on-going assistance will be provided to officials and agencies in the District by reviewing and receiving comments on projects being completed throughout the region. The review will be completed in accordance with State Clearinghouse regulations.

***Expected Result:*** Keep communities informed about what activities are taking place.

## **CHAPTER VII EVALUATION**

A key function of the CEDS is the evaluation of the past years activities. The goals set by last years Comprehensive Economic Development Strategy Advisory Council, in order of importance were:

1. Improve Infrastructure
2. Increase Funding
3. Enhance Tourism
4. Assist Businesses to Stay and Grow
5. Increase Planning Activities

### **IMPROVE INFRASTRUCTURE**

The Community Development staff of Buckeye Hills-Hocking Valley Regional Development District has carried on it's mission of improving the infrastructure of the region. It has accomplished this though various programs such as the State Capital Improvement Program (SCIP); Local Transportation Improvement Program (LTIP); Community Development Block Grant Formula Allocation Program; and Water and Sewer programs.

#### **State Capital Improvement Program (SCIP) Local Transportation Improvement Program (LTIP)**

During the past year, the Development staff sent 33 projects, requesting \$6,554,626 in grant funds, and \$2,249,285 in loan and/or loan enhancement funds for projects exceeding 15 million dollars to the State of Ohio Public Works Commission for funding under Round 18 of the SCIP/LTIP programs. The Development staff ranked these applications, and the District Committee then added their priority points. Additionally, Development staff collected applications for funding consideration by the Small Government Program, which is also implemented by the Ohio Public Works Commission. Development staff ranked the applications and the Small Government Committee then added their priority points. Ten (10) projects were sent to the State to compete state-wide for approximately \$12,000,000 under the Small Government program. Five (5) projects were selected for OPWC funding through the Small Government program. Currently, the Development staff has accepted applications for the next Round of SCIP/LTIP funding. The Executive Committee will meet in November of 2003 to select the projects to send to the OPWC for funding under Round 19 of the SCIP/LTIP programs.

## Community Development Block Grant Formula Allocation Program

### Formula Allocation Program

The Development Department administered the fiscal year 2001, and has submitted applications and been approved for the fiscal year 2002 applications for Community Development Block Grant Formula Allocation program for Washington and Morgan County. Each county can select up to six projects and each acquired city can select as many as three projects. The County Commissioners review the pre-applications and prioritize the project for funding and an emphasis is given to those projects that will further strengthen rural infrastructure. Each project identifies a need within the community and meets the national objectives of servicing those individuals with low to moderate income.

#### *Result:*

Eight FY'01 Washington County projects should be completed by December of 2003. Seven FY'02 Washington County projects should be completed by December of 2004.

Five of six FY'01 Morgan County projects have been completed with the sixth being withdrawn due to lack of local funds. Six FY'02 projects have been approved and are anticipated to be completed by December of 2004.

## Water and Sewer

### 1. Tri-County Water Project

Development Staff assisted the Washington County Commissioners in applying for CDBG Water and Sewer grant funds on behalf of Tri-County Water and Sewer District to assist in financing a water line that will serve 47 households.

*Result:* Construction will commence next summer.

### 2. Highland Ridge Water Project

Staff assisted the Washington County Commissioners and the Highland Ridge Water and Sewer Association in securing funding for a waterline extension to serve 340 customers.

*Result:* The project is under construction.

### 3. Newport Water Project

Staff assisted the Washington County Commissioners in securing CDBG funding on behalf of Newport Water District for a 20-mile waterline extension which serves 220 residents and a high school and will promote future development.

*Result:* Construction was completed in January 2003.

**4. Grandview Township Water/Sewer Project**

Staff assisted the Washington County Commissioners in applying for CDBG Water and Sewer funds on behalf of Grandview Township for a project to extend water and sewer lines to residents of the Township.

*Result:* Grandview Township is in the process of completing information for submission of application for funding.

**5. Clarington Water Project**

Staff assisted in securing funding and implementing a project involving the upgrade and repair of a project that serves 170 residents and 20 businesses in the Village of Clarington and 490 customers throughout the Switzer Water District.

*Result:* Project is complete.

**6. Belle Valley Water Tank**

Staff assisted Noble County Commissioners in securing CDBG funding for replacement of a 100,000-gallon water storage tank that serves 585 residents.

*Result:* Construction will begin in fall of 2003.

**7. Old Straitsville Water Project**

Staff assisted Hocking County Commissioners in securing and administering ARC and CDBG funds to finance a water project that improves water service for 920 households.

*Result:* Project was completed in July of 2003.

**INCREASE FUNDING**

Funding is always limited, but funding can be increased by ensuring that the communities in our region are awarded a bigger chunk of the state and federal money that is available. Projects are more likely to receive funding if communities show that there is consistent and broad support for a project, and that a project has a significant and beneficial impact in the community and it builds upon the work that has been done and leads naturally to other projects.

**1. Countywide Prioritization**

Buckeye Hills staff continues to meet with counties to discuss a strategy for developing a countywide prioritization methodology for water and sewer projects.

The intent is to develop a countywide needs list based on actual conditions in the communities rather than a funding list that is driven by program requirements. This process enables county officials to give legislators and funding agency representatives the impression of broad and consistent support for a given project. Noble County, with assistance from Buckeye Hills, has been successful in establishing a local committee that has developed a needs list and continues to update their priority projects and present them to the commissioners. Buckeye Hills has begun assisting Perry County in beginning the process of developing a mechanism for determining and establishing countywide priorities. Buckeye Hills will continue to promote this process throughout the region.

**Result:** Countywide prioritizing of projects has resulted in broader support for projects and identification of more resources that enable projects to get funded and completed successfully.

## 2. **GIS and Sustainability Indicators**

GIS-formatted information assists local officials in making informed decisions about what projects to pursue, and this information can help get an application for financial assistance funded. Including GIS-formatted information in an application will graphically depict the environmental, geographic, and economic context of your project. The applicant can show how broad an impact his/her project will have and how it complements or builds upon other work currently being done in the area of the potential project. Buckeye Hills staff will be gathering localized data in order to develop a database of sustainability indicators. Sustainability indicators will be included in the CEDS document to supplement, and in some cases replace, the traditional indicators in the form of census data. With the inclusion of sustainability indicators, the CEDS will become a direct informational resource for the GIS. And GIS-formatted information will enable an applicant to demonstrate the value of a particular project.

**Result:** A tool for informed decision-making and for justifying the value of a potential project.

## **ENHANCE TOURISM**

Realizing that tourism is still a largely untapped resource for economic development in the region, the Development staff has increased the emphasis upon tourism as economic development in the region.

The Development Staff serves as liaison for the Ohio Public Works Commission's (OPWC) 18<sup>th</sup> District which is comprised of Athens, Belmont, Hocking, Meigs, Monroe, Muskingum, Noble, Perry, and Washington Counties. OPWC sponsors the Clean Ohio Conservation Fund which provides monies to political subdivisions, conservancy/recreational/park districts, and other non-profit entities for the purpose of conservation and preservation of our natural

resources. The Clean Ohio Conservation Fund is used to purchase open spaces and supply the costs of making them accessible to the public, fund the protection of stream corridors, provide wildlife habitat, and reduce erosion. The staff provided technical assistance and training to assist in the completion of the Fund Application. The staff also organized and coordinated the activities of the Natural Resources Assistance Council (NRAC). This Council accepts and reviews applications and enforces guidelines for the program. The NRAC for this 10-county region has worked to preserve 2,000 acres of open space, providing areas for passive recreation, animal habitat, and protection of stream corridors.

### **ASSIST BUSINESSES TO STAY AND GROW**

The Economic Development staff of Buckeye Hills-Hocking Valley Regional Development District has carried on its mission of creation and retention of jobs in the region. It has accomplished this through various programs such as the Revolving Loan Fund Program; the Export Program; Industrial Site Creation; and the Industrial Site Web page.

#### **1. Revolving Loan Fund**

Buckeye Hills provided low interest loan money to small businesses in the region using ARC, EDA, FmHA and CDBG funding. The loan funds are to act as the enhancement to existing businesses to expand and to assist new businesses wishing to locate in the region. This has led retention and creation of jobs within the region.

**Result:** In the past 12 months the staff received inquiries for possible financial assistance, expansion projects or start up projects. Those businesses included Seneca Lake Side Store, Noble County; Diagnostic Hybrids, Athens County; Richardson Printing, Marietta, Ohio; The Rock Box, Beverly, Ohio; Schmeltzer Industries, Perry County; Baylith Car Care, Meigs County; Middleton Doll Company, Athens County; Mt. Nebo Store, Athens, Ohio; and Rutland Service Center, Meigs County.

Three of these projects resulted in loans for a total of \$244,000.00. Seneca Lake Side Store received a loan for \$90,000; Diagnostic Hybrids in Athens County received \$100,000.00; and Richardson Productions of Marietta, Ohio received \$54,000.00.

In addition, one application for Baylith Car Care for Meigs County was submitted for \$48,000.00 and will be reviewed by the RLF Review Committee in July 2003 at their next meeting. Another company, Rutland Service Center, a new start up company is in the process of developing their business plan and RLF application for submission for review in either July or August of 2003.

The staff participated in the Ohio Outback Workshop hosted by Hocking Technical College which marketed the financial programs available to small business to actual entrepreneurs.

## 2. **Trickle Up Grant Program**

Buckeye Hills staff received funding through the Trickle Up Program to grant ten \$700 grants to individuals who are very poor, and are disadvantaged but wish to help themselves out of the depths of poverty. These small grants could be used by an individual to purchase equipment, inventory, or assist them in making their product competitive on the open market. The small grants would be used for various aspects of micro business operations.

The coordinator at Buckeye Hills works with the business in creating a business strategy and plan, and a business report and submits that to the Trickle Up Program on behalf of the business. This will teach valuable lessons in business management to each entrepreneur. Buckeye Hills will target individuals in the region who wish to start a business and meet the poverty guidelines set by the Trickle Up Program.

Buckeye Hills worked with entrepreneurs to apply for grants through the Trickle Up Program. The Trickle Up Program is available to assist entrepreneurs in the purchase of tools, supplies, and raw materials needed to start their own business or expand their business to the next level. The program is targeted to the most economically disadvantaged sectors of the population in the BH-HVRDD region, and can assist a wide variety of businesses such as food-processing, clothes-making, crafts and retail enterprises. Buckeye Hills' staff met with eligible applicants to assist them with the development of a business plan and help complete the application for the grant.

**Result:** In the past 12 months the staff has met with eight individuals that either already had established cottage industries in their homes or wished to start their own business. Many of these individuals are either unemployed, on public assistance or are otherwise unable to acquire employment. They are endeavoring to utilize their own skills to establish small mini-businesses with the assistance of a business plan, guidance from the business development coordinator at Buckeye Hills and a small grant from the Trickle Up Grant Program.

## **INDUSTRIAL SITES**

### **Community Facility Survey**

In order to increase understanding of what community facilities exist within the region, the staff contacted local leaders; community officials and service providers, in order to create a document that will show what facilities exist in the

region (transportation, utility, medical, education, community safety, water and sewer systems).

**Result:** The Community Facility Survey was completed and compiled during 2002-2003. The document is now complete and available in hard copy or digital format. Copies of this document have been provided to interested parties in the region.

### **Marketing**

Buckeye Hills continues to market the region by utilizing the [www.seovirtual.com](http://www.seovirtual.com) to promote the areas available industrial sites and vacant buildings. This website, along with the agency's website at [www.buckeyehills.org](http://www.buckeyehills.org), establishes Buckeye Hills' presence on the Internet and gives the region greater exposure to companies through the world.

Buckeye Hills also developed a promotional packet of material to be provided to potential companies interested in locating in the region. Included in this packet are Data Books, the Area Trends Report, and a marketing brochure that was created and published last year listing all Economic Development offices in the District, history, and contact information.

**Result:** The staff at Buckeye Hills completed the compilation of the promotional packet for parties interested in the region. This packet included a CD developed by the Development Department which contains Census 2000 profiles for all the municipalities within the 8 county region (County, Township, and Village/Place level), as well as the Community Facilities Survey, and the Area Trends 2000 document, which is a gathering of pertinent Census data in one document for easy comparative and analytical use.

### **Clean Ohio Fund – Brownfield Revitalization Program**

The Community Development staff is the liaison for the Ohio Public Works Commission 18<sup>th</sup> District. The District includes Athens, Belmont, Hocking, Meigs, Monroe, Morgan, Muskingum, Noble, Perry, and Washington counties. The Clean Ohio- Revitalization program provides funding to local governments, port authorities, conservancy districts, non-profit organizations, and for-profit entities

In enabling them to acquire and clean up a Brownfield, demolish existing building, upgrade infrastructure and redevelop the property. The staff will coordinate the activities of the various District 18 communities, which include, but are not limited to: setting up meetings, distributing meeting notices, publishing newspaper announcements, collecting applications, rating and ranking applications, and forwarding applications to the Ohio Department of Development for funding.



*Result:* Improve the quality of life by cleaning up Brownfield's, demolishing existing buildings, upgrading infrastructure and redeveloping property to attract new business to sites.

### **INCREASE PLANNING ACTIVITY**

Good planning helps to insure identification of multiple resources, maximum beneficial impact of your project, political and citizen-based support for your project, and timely completion of your project.

#### **State Planning Program**

Staff has been working with the Governor's Regional Office and the Governor's Office of Appalachia in administering \$5,000-10,000 planning grants for small communities to plan improvement projects and build civic capacity.

*Result:* Twenty-five small communities have been awarded planning grants in our region in the last three years.

#### **Geographic Information System Services (GIS)**

Buckeye Hills provides GIS services to the eight-county region, assists them in planning for the future of their communities.

*Result:* The Data Center provided timely demographic and economic information to any inquiring entities within the region. 165 requests for data were received and filled from July '02 to the end of May '03. The bi-monthly Data Center Updates were produced as well, and are now offered in digital format via email or directly from the Buckeye Hills Website.

The GIS department at Buckeye Hills also continued to produce specialized maps for any constituents or groups that sought this service. Projects completed or in progress for the 2002-2003 period included the Wolf Creek Watershed, the City of Marietta, Moxahala Watershed, and intermittent GIS assistance to the Washington County Engineers. Along with these projects, many of the data requests received by the Data Center were for more basic maps that could be quickly created and reproduced, such as Census boundary maps for CDBG formula program grantees.

Buckeye Hills is utilizing its GIS capabilities to create a regional water & sewer map. Water and sewer service providers within the district are being contacted in order to create this document, which will show the locations of water and sewer systems as they relate to each other. The purpose of this document is not only to show locations of existing water and sewer systems, but to also show where expanded water and sewer service is needed within our region.

